



MISSISSIPPI DEPARTMENT of EMPLOYMENT SECURITY

# 2013 Annual Report

State Fiscal Year 2013 July 1, 2012 Through June 30, 2013

# Helping Mississippians Get Jobs





## MISSISSIPPI DEPARTMENT *of* EMPLOYMENT SECURITY

OFFICE OF THE GOVERNOR  
MARK HENRY  
EXECUTIVE DIRECTOR

I have the honor to submit the Mississippi Department of Employment Security's annual report again this year. This report provides information about our programs and services, and the operations, performance, and accountability measures for those programs and services during Fiscal Year 2013.

Despite a significant reduction in federal funding, MDES continued to meet our primary mission of helping Mississippians get jobs. We achieved that goal by assisting our state's citizens in obtaining job training to sharpen their work skills so that they will be more competitive in the labor market and by matching qualified candidates for jobs with employers who were looking for good employees.

In fact, during the past year, MDES helped more than 36,000 Mississippians get jobs and assisted more than 220,000 Mississippians get job training, unemployment benefits, or other services. To make job training available to more Mississippians, MDES worked with Governor Bryant and the Legislature to obtain an additional \$8 million for the Workforce Enhancement Training Fund with no net tax increase for employers.

In addition, Mississippi continued to maintain one of the most solvent unemployment insurance trust funds in the country. During FY 2013, MDES paid over \$344 million in regular, emergency and federal unemployment benefits. At the same time, the agency recovered \$10 million in overpayments through the Treasury Offset Program.

In recognition of that outstanding record of achievement, the United States Department of Labor awarded MDES grants to improve our online Unemployment Insurance system and to establish a Self-Employment Assistance Program for individuals receiving unemployment benefits who want to become entrepreneurs. The agency also distributed USDOL Disaster Unemployment Assistance to Mississippians in counties devastated by natural disasters.

To help repay the debt of gratitude that we owe our veterans, MDES launched the Pledge to Hire Mississippi Heroes to encourage employers to hire veterans, and Governor Bryant proclaimed 2013 the Year to Hire Mississippi Heroes. As part of that initiative, MDES successfully pushed legislation to make it easier for veterans and their spouses to obtain professional certifications.

The Mississippi Department of Employment Security continues to assist employers with their hiring needs through job postings, candidate referrals, On-the-Job Training assistance, and tax credits. As we work to meet the challenges of the next year, the agency will help more Mississippians get jobs, assist more employers, and improve the lives of the people of the state.

A handwritten signature in black ink that reads "Mark Henry". The signature is written in a cursive, flowing style.

**Mark Henry**

*Executive Director*



MISSISSIPPI DEPARTMENT of EMPLOYMENT SECURITY

# 2013 Annual Report

State Fiscal Year 2013 July 1, 2012 Through June 30, 2013

From the Executive Director . . . . . ii

## YEAR IN REVIEW

Executive Summary . . . . . 2

Technology Updates . . . . . 3

    Workforce Technology . . . . . 3

    Unemployment Insurance Technology . . . . . 3

    National Vision for Re-employment of the Unemployed . . . . . 4

MDES Partners with MDHS to Increase Service Footprint . . . . . 4

Tax Bill Transferred \$8 million More Into WET Fund. . . . . 4

Helping Mississippians Get Jobs: Success Stories . . . . . 5

    Hire Mississippi's Heroes . . . . . 5

    Veteran Services: KBR . . . . . 6

    On-the-Job Training . . . . . 6

## WIN JOB CENTERS

Local Workforce Investment Areas and WIN Job Centers . . . . . 7

## ACCOUNTABILITY

Funding and Expenditures . . . . . 9

Performance Measures . . . . . 9

Wagner Peyser Common Measures . . . . . 10

Workforce Investment Act Quarterly Reports  
Overall State at a Glance . . . . . 10

    WIA Common Measures Definitions . . . . . 11

Unemployment Insurance . . . . . 12

    Unemployment Insurance Core Measures . . . . . 12

    Fraud Prevention . . . . . 12

    Unemployment Insurance Activities . . . . . 12

    UI Performs Core Measures . . . . . 13

Work Opportunity Tax Credit . . . . . 14

Program Year 2013 Individual Training Accounts Summary . . . . . 15

Local Workforce Investment Areas PY2013 Individual Training  
Accounts . . . . . 21

    All Local Workforce Investment Areas . . . . . 21

    Delta Individual Training Accounts . . . . . 27

    Mississippi Partnership Individual Training Accounts . . . . . 28

    Southcentral Individual Training Accounts . . . . . 30

    Twin Districts Individual Training Accounts . . . . . 36

Individual Training Account Counts, Types and Participants . . . . . 39

Individual Training Account Course Listings . . . . . 40

Core and Intensive Service Client Participation . . . . . 42

To download a PDF of this report go to:  
<http://mdes.ms.gov/media/31609/MDESAnnualReport2013.pdf>  
©2013 Mississippi Department of Employment Security

# Executive Summary

*The Mississippi Department of Employment Security is committed to improving the lives of Mississippians by helping them get jobs. The agency strives to help employers fill open positions with qualified candidates, further improving the state's overall economy. This year's annual report shows how the agency has worked to fulfill its commitments.*



- PAGE 3** MDES has continued to modify its online services that enhance the user experience for employers and people looking for a job or a better job. The agency worked with Mississippi State University to launch MSGRADJOBS.com in an effort to help graduates of our state colleges and universities find suitable employment within the state. USDOL recognizes Mississippi as a leader among states for its online technology expertise and has invested funds that will allow the single-state system to expand for use in multiple states. Mississippi is part of a pilot program that will combine the current online systems for Unemployment Insurance and Workforce Services into a seamless option for people trying to get back into the workforce.
  
- PAGE 4** MDES and MDHS entered into a partnership that expanded the number of e-WIN Access Points throughout the state. The e-WIN Access Points at MDHS sites provide WIN Job Center job search services to MDHS clients.
  
- PAGE 4** The agency supported legislation that authorized a one-year tax procedure for Mississippi employers that put \$8 million more into the state's WET Fund allowing community colleges to train residents for high-paying jobs in the state.
  
- PAGE 5** When Governor Bryant declared 2013 as the Year to Hire Mississippi Heroes, MDES reached out to employers asking them to Pledge to Hire Mississippi Heroes; over 100 employers accepted the challenge. We illustrate some of their stories in our Success Stories section.
  
- PAGE 7** In addition, this report includes a list of service centers across the state and how many core and intensive services were provided at each location.
  
- PAGE 9** The Accountability section of the Annual Report identifies the performance measures on which the agency is judged and identifies how MDES allocated the funds it received. In 2013, MDES received \$95 million dollars in federal funding across all fund sources.

Total work search registrations	254,186
Number of employers placing job orders	15,210
Total number of customers placed in jobs	36,275

- PAGE 15** Finally, the Accountability section includes a breakdown of the dollars spent for Individual Training Accounts, along with a listing of every course offered that is paid for with ITA funds.

# Technology Updates

The Mississippi Department of Employment Security has become the leading innovator for workforce technology among the states in the U.S. Our technology developments have broken down the barriers between our programs and created an integrated system for placement and training and another system for unemployment insurance functions. Although these systems were separate developments, they have been designed in such a manner that streamlines and reduces customer efforts and yields greater results than through the manual processes we previously used.

## Workforce Technology

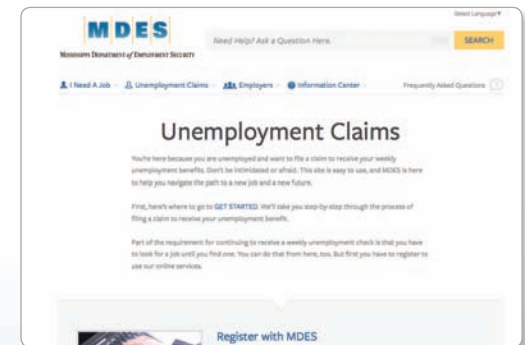
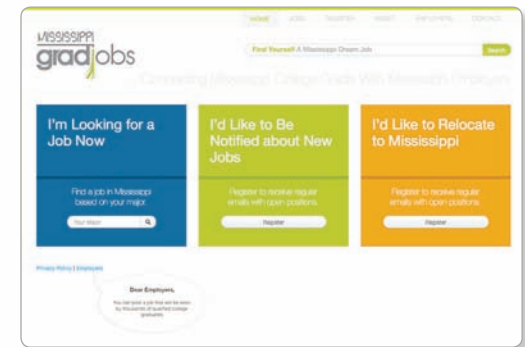
Partnering with the National Strategic Planning and Research Center at Mississippi State University, MDES has created a self-service technology system. The system allows our business customers to list their open jobs, and allows our worker customers to apply for the jobs listed and to review training programs that may help improve their skills to qualify for the jobs. In 2014, these abilities will be leveraged with the release of a new version of this technology that includes analysis of gaps in skills and education that may exist between the customer looking for a job and jobs available and will include a job matching process. MDES will launch a mobile app to serve that rapidly growing segment of our market. Other states are currently considering Mississippi's system and we have invited some of those states to join Mississippi in a consortium for workforce technology.

During the past year we have launched MSGRADJOBS.com, a web site focused on marketing the students who are graduating from Mississippi's universities and colleges in an effort to provide more Mississippi graduates with opportunities for jobs in Mississippi. We have agreements with three of the state's universities, and are in discussions with the remaining state universities and one private college.

## Unemployment Insurance Technology

MDES has spent the past nine years developing a technology system for the state's unemployment insurance program. Over the past two years, final implementation of this state-of-the-art system has been accomplished. This re-engineered system includes all areas of unemployment benefits, from collecting the wages and taxes to establish and fund unemployment claims, to establishing the actual claims, making decisions regarding payments and processing the payments.

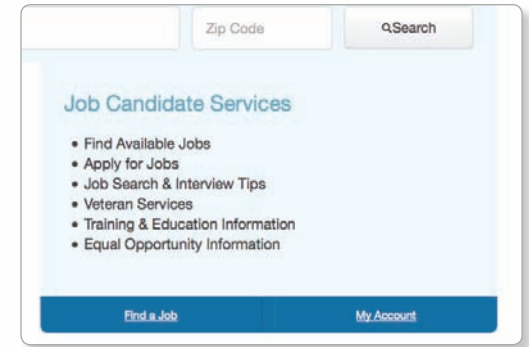
As a result of the huge success of this development in Mississippi, the U.S. Department of Labor granted to Mississippi, Maine and Rhode Island, funds adequate to transition the Mississippi development from a single state system to a multi-state system. Initial work began on this project in December 2012, and is expected to continue into 2017. The first phase of the multi-state system will be ready for deployment in 2015. The country is now looking to Mississippi as a leader in unemployment and workforce technology. Successes in the transition from the single state environment to a multi-state environment will bring additional opportunities to Mississippi. Each additional state joining this consortium will reduce MDES' operating costs for our technology.



## Technology Updates (continued)

### National Vision for Re-employment of the Unemployed


As a benefit of MDES' national recognition as a leader in unemployment insurance and workforce technology development, MDES was chosen to participate in a pilot project to connect the two systems and enhance our efforts in reconnecting our unemployed to jobs. The pilot is a two-year development that will produce a seamless technology pathway for individuals who are filing a claim for unemployment benefits to get back into the workforce. From an advanced job matching system to a skills gap analysis process, the system will look at the customer holistically and work proactively toward assisting the worker in returning to work in an occupation of their choice. And, if there are deficiencies in skills and experience, the system will provide information online to help the customer prepare for the job of their choice. Mississippi is joined in this project by New York and Oregon.



## MDES Partners with MDHS to Increase Service Footprint

MDES and MDHS entered into a partnership that expanded the number of e-WIN Access Points throughout the state. MDES launched e-WIN Access Points as a way to provide WIN Job Center Services in areas where no WIN Job Center is located.

The new partnership expands the e-WIN Access Points into every county in the state and makes the WIN Job Center job search services available in each of the MDHS offices. The collaboration calls for MDES to provide access to its on-line services that assist clients with their job search activities. MDES also provides materials for a job search resource library at each e-WIN Access Point location, training for MDHS staff and direct contacts with MDES representatives to answer questions. MDHS provides an e-WIN Access Point computer and an ambassador at each location trained to assist their clients who are looking for jobs.



## Tax Bill Transferred \$8 million More Into WET Fund

MDES supported the legislature for HB 932, which authorized a one-year tax procedure for Mississippi employers that put \$8 million more into the state's WET Fund allowing community and junior colleges to train residents for high-paying jobs in the state.

Governor Bryant signed the bill into law in March. The legislation reduced the amount employers paid in one tax and increased, by about the same amount, the WET Fund taxes per employee. The one-year boost in training tax dollars meant the state's community and junior colleges could prepare more Mississippians with skills to meet the needs of employers who provide high-demand, higher-paying jobs.



Although the net effect for employers is a wash, the impact for Mississippians looking for better jobs is profound.

# Helping Mississippians Get Jobs: Success Stories

## Hire Mississippi's Heroes

The Mississippi Department of Employment Security helped secure legislation to make it easier for veterans to move from military jobs to similar civilian jobs and for military spouses to more easily become employed. The bill allows individuals with military training to count their experience toward requirements for job licenses, certifications and registrations. Senate Bill 2419 will also help qualified military spouses who hold a license in another state with similar requirements and who are moving to Mississippi due to active duty transfer quickly obtain licenses for many professions such as teaching, accounting, cosmetology, engineering and real estate brokerage. Individuals who receive a temporary license can still begin working in the state while applying for permanent credentials. Licenses for physicians, nurses, dentists, dieticians and other medical jobs are also included.

MDES launched the Hire Mississippi Heroes program upon passage of Senate Bill 2419. Agency staff worked to educate businesses on the benefits of hiring individuals with military training and urged businesses to take the Pledge to Hire Mississippi Heroes. Governor Bryant and MDES also partnered to host three Pledge to Hire Mississippi Heroes job fairs. The first job fair attracted more than 500 job seekers. Participating business estimate they will make more than 300 hires this year as a result of connections made at the event.



## Veterans Services: Hire Heroes

Wingfoot Truck Care Center Manager, Kevin Crawford, made the commitment to hire veterans long before the Pledge to Hire Mississippi Heroes campaign was launched. According to Crawford, "Veterans possess a sense of responsibility, knowledge and a good work ethic that makes them great employees."

"It's a win-win," he says. "We are supporting veterans and, in turn, they support us (Wingfoot). How can you go wrong?"

As a company, Wingfoot searches for veterans nationwide using their local job centers. Military training may not always provide the specific skills necessary for each position, but hiring managers know the veterans referred to them will have a good foundation on which to build. Wingfoot is a nationwide company and a subsidiary of a larger organization, which provides extensive opportunities for its employees. Veterans hired in Gulfport can succeed there, build on that success and transfer or be promoted to other locations within the organization. The company offers opportunities for numerous occupations, from Diesel Technicians to Lawyers.

Crawford indicated that he and many other managers throughout the Wingfoot family are veterans. Some managers are older and remember that when their military service ended, programs like the Pledge to Hire Mississippi Heroes were not around and the transition back into the workforce was often difficult. He believes that a program like this to take care of the people who ensure our safety is long overdue. Hiring veterans is his way of taking care of those people.



### Veteran Services: KBR

Kartorius McMillan served in the Navy from 2003 to 2007 and in the Army from 2008 to 2011, when he was deployed to Afghanistan. After his tour, the newly transitioning veteran also relocated from Denver, Colorado, to Moss Point, Mississippi. McMillan sought assistance at the Pascagoula WIN Job Center where he met LVER, Gloria Cannon.

Ms. Cannon performed a complete assessment of Kartorius and worked with him to improve his interviewing techniques and skills. After numerous appointments working with Kartorius, Gloria felt he was ready to rejoin the civilian workforce and began her employer outreach on his behalf. Through her efforts and his skills, Kartorius was hired as a carpenter helper III at KBR, a contractor at the Chevron Refinery site, making \$16 per hour. Kartorius returned to the Pascagoula WIN Job Center to express his appreciation for the assistance he received from the Veteran Representatives and other staff members.



### On-the-Job Training

Edward Horton started OJT in December 2012, with Drumheller Packaging in Clarksdale, Miss. He had been unemployed for several months and was unable to receive unemployment benefits because of the lack of wages earned. "I really wanted to find employment where I could develop additional skills because I did not meet the educational qualifications for most of the jobs I was interested in."

"The only other option that I had was to relocate and I knew that I did not have the finances or the skills to do either. Thanks to the OJT Program introduced to me by the Clarksdale WIN Job Center, I was able to not only go to work but I learned additional skills that would allow me to be self-sufficient and provide financial support to my children. This program was God sent."



### Letter from an Employer on On-the-Job Training

First of all, I would like to commend Diane Boston (Greenwood WIN Job Center) for her outstanding commitment and dedication to the OJT Program.

The On-Job-Training Program has proven to be a successful program in our facility. Through this program, we were able to hire more employees. These employees were given a chance to develop and enhance their skills to become model employees. With the financial support, we were able to create jobs and give employees the appropriate training needed for their job. In February 2013, FCL hired five employees through the OJT Program. As of today, all five of those employees are still with us. We have just signed a new agreement on 8/5/2013. We are looking forward to the 2013-2014 contract year. Thank you for everything,

#### Melissa Love Griffin

Corporate Personnel Director  
First Class Linen  
Durant, Mississippi

1,449  
People Enrolled in  
On-the-Job Training  
Statewide in 2013.



# Local Workforce Investment Areas and WIN Job Centers

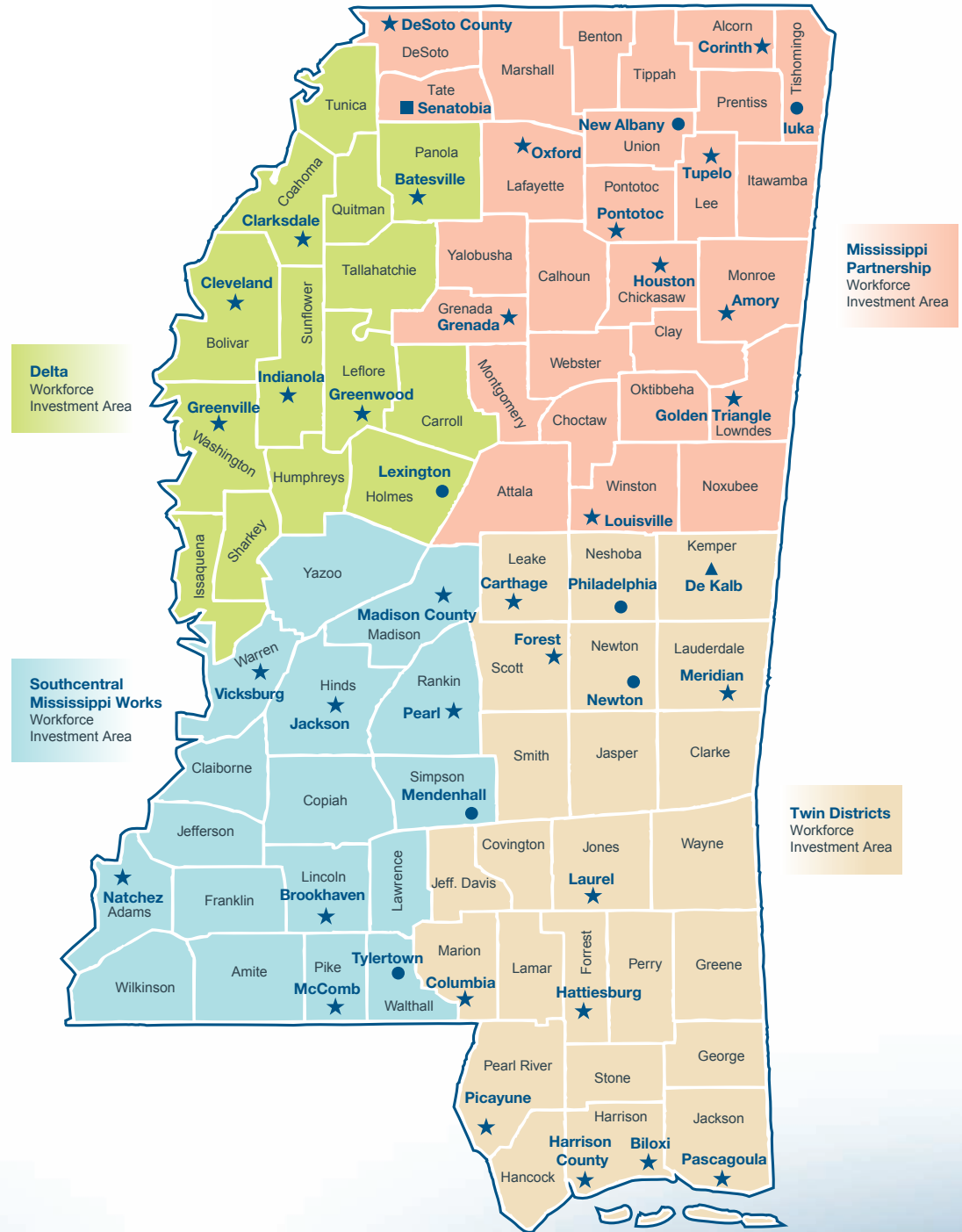
WIN Job Centers provide easy access to a variety of services — employment, education, training, human resource services and assistance to community leaders working on economic development projects.

The WIN Job Centers provide vast and comprehensive services. As the state's workforce broker, WIN Job Centers connect people with jobs.

★ Full-Time WIN Job Centers	■ Partner Operated WIN Job Centers
● Part-Time WIN Job Centers	▲ Mississippi Power Kemper County Plant Job Application Center

WIN Job Center locations are subject to change. Some locations are part-time offices. A complete listing of offices and their hours can be found online at [mdes.ms.gov](http://mdes.ms.gov)

R-122013



## WIN JOB CENTERS

### **Amory**

662-256-2618  
1619 Highway 25  
P.O. Box 415  
Amory, MS 38821-0415

### **Batesville**

662-563-7318  
103-16 Woodland Road  
P.O. Box 1511  
Batesville, MS 38606-1511

### **Biloxi**

228-388-7997  
2306 Pass Road  
P.O. Box 4647  
Biloxi, MS 39535-4647

### **Brookhaven**

601-833-3511  
545 Brookway Blvd.  
P.O. Box 790  
Brookhaven, MS 39602-0790

### **Carthage**

601-267-9282  
202 C.O. Brooks St.  
Carthage, MS 39051-4262

### **Clarksdale**

662-624-9001  
236 Sharkey Ave., 3rd floor  
Federal Building  
P.O. Box 640  
Clarksdale, MS 38614-0640

### **Cleveland**

662-843-2704  
119 N. Commerce Ave.  
P.O. Box 1750  
Cleveland, MS 38732-1750

### **Columbia**

601-736-2628  
1111 Highway 98  
Columbia, MS 39429-3701

### **Columbus**

(Golden Triangle)  
662-328-6876  
5000 N. Frontage Road  
Columbus, MS 39701-9412

### **Corinth**

662-696-2336  
2759 S. Harper Road  
Corinth, MS 38834-2050

### **De Kalb**

(Mississippi Power Kemper  
County Plant Job  
Application Center)  
601-743-2384  
14817 Highway 16 W  
DeKalb, MS 39328

### **DeSoto County**

662-342-4002  
7320 Highway 51 N  
P.O. Box 186  
Southaven, MS 38671

### **Forest**

601-469-2851  
536 Deerfield Drive  
Forest, MS 39074-6005

### **Greenville**

662-332-8101  
Delta Plaza Shopping Center  
800 Martin Luther King Blvd.,  
Suite C54  
P.O. Box 5279  
Greenville, MS 38704-5279

### **Greenwood**

662-459-4600  
812 W. Park Ave.  
P.O. Box 554  
Greenwood, MS 38935-0554

### **Grenada**

662-226-2911  
1229-A Sunset Drive  
Grenada, MS 38901

### **Harrison County**

228-897-6900  
10162 Southpark Drive  
P.O. Box 2849  
Gulfport, MS 39505-2849

### **Hattiesburg**

601-584-1202  
1911 Arcadia Street  
Hattiesburg, MS 39401-5428

### **Houston**

662-456-1561  
210 S. Monroe St.  
Houston, MS 38851

### **Indianola**

622-887-2502  
226 N. Martin Luther King  
Drive  
P.O. Box 963  
Indianola, MS 38751-0963

### **Iuka**

662-423-9231  
1107 Maria Lane  
Iuka, MS 38852-1120

### **Jackson**

601-321-7931  
5959 I-55 N, Frontage Road,  
Suite C  
Jackson, MS 39213

### **Laurel**

601-399-4000  
2139 Highway 15 N, Suite D  
Laurel, MS 39440

### **Lexington**

662-834-2426  
303 Yazoo Street  
Lexington, MS 39095

### **Louisville**

662-773-5051  
600 N. Court Ave., Suite B  
Louisville, MS 39339-2023

### **Madison County**

601-859-7609  
152 Watford Parkway Drive  
P.O. Box 450  
Canton, MS 39046-0450

### **McComb**

601-684-4421  
416 Marion Ave.  
P.O. Box 1306  
McComb, MS 39649-1306

### **Mendenhall**

601-847-1322  
150 W. Court Ave.  
Mendenhall, MS 39114-3550

### **Meridian**

601-553-9511  
2000 Highway 19 N  
Meridian, MS 39307-4906

### **Natchez**

601-442-0243  
107 Colonel John  
Pitchford Parkway  
P.O. Box 810  
Natchez, MS 39121-0810

### **New Albany**

662-692-1502  
301 North St.  
New Albany, MS 38652

### **Newton**

601-683-2021  
107 Adams St.  
Newton, MS 39345-2642

### **Oxford**

662-234-3231  
204 Colonnade Cove, Suite 1  
Oxford, MS 38655-5407

### **Pascagoula**

228-762-4713  
1604 Denny Ave.  
P.O. Box 1058  
Pascagoula, MS 39568-1058

### **Pearl**

601-321-5441  
212 Saint Paul St.  
Pearl, MS 39208-5134

### **Philadelphia**

601-389-3431  
1016 Saxon Airport Road  
Philadelphia, MS 39350

### **Picayune**

601-798-3472  
2005 Wildwood Road  
Picayune, MS 39466

### **Pontotoc**

662-489-3956  
182 Highway 15 N  
Pontotoc, MS 38863-2923

### **Senatobia**

662-562-3351  
NW Community College  
4975 Highway 51 N  
Senatobia, MS 38668

### **Tupelo**

662-842-4371  
3200 Adams Farm Road,  
Suite 4  
Belden, MS 38826

### **Tylertown**

601-222-2161  
200 Ball Ave., Courthouse  
Tylertown, MS 39667-2170

### **Vicksburg**

601-638-1452  
1625 Monroe Street  
Vicksburg, MS 39180

## Funding and Expenditures

### Total Expenditures by Program

Program	Personal Services	Travel	Contractual Service	Commodities	Capital Outlay other than equipment	Capital Outlay Equipment	Subsidies, Loans, and Grants	Total Expenditure
Employment Service	\$11,735,207.00	\$244,438.00	\$10,774,906.00	\$173,919.00	\$0.00	\$28,603.00	\$37,044,378.00	\$60,001,451.00
Labor Market Information	\$652,074.00	\$8,744.00	\$100,032.00	\$8,345.00	\$0.00	\$17,131.00	\$470.00	\$786,796.00
Unemployment Insurance	\$17,659,230.00	\$251,717.00	\$15,706,698.00	\$270,802.00	\$0.00	\$520,696.00	\$73,845.00	\$34,482,988.00
<b>Total</b>	<b>\$30,046,511.00</b>	<b>\$504,899.00</b>	<b>\$26,581,636.00</b>	<b>\$453,066.00</b>	<b>\$0.00</b>	<b>\$566,430.00</b>	<b>\$37,118,693.00</b>	<b>\$95,271,235.00</b>

### Source of Funding by Program

Program	Federal	State	Other	Total
Employment Service	\$59,796,983.00	\$0.00	\$204,468.00	\$60,001,451.00
Labor Market Information	\$786,796.00	\$0.00	\$0.00	\$786,796.00
Unemployment Insurance	\$33,221,048.00	\$0.00	\$1,261,940.00	\$34,482,988.00
<b>Total</b>	<b>\$93,804,827.00</b>	<b>\$0.00</b>	<b>\$1,466,408.00</b>	<b>\$95,271,235.00</b>

The Mississippi Department of Employment Security is included in the state of Mississippi's Comprehensive Annual Financial Report (CAFR). The CAFR can be found at [www.dfa.state.ms.us](http://www.dfa.state.ms.us) under Direct Links, State Financial Information, 2012 CAFR/Supplement to CAFR.

## Performance Measures

### Registrations

Staff-Assisted Registrations	188,035
Self-Service Registrations	66,151
Total Job Seeker Registrations	254,186
On-the-Job Training Enrollments	1449
ITA Enrollments	1525

### Job Placements by Employers

Number of Employers Placing Job Orders	15,210
Number of Job Orders Placed	21,573
Number of Job Openings	99,424
Customers Placed in Jobs	36,275

## Wagner Peyser Common Measures

Wagner Peyser	Approved Levels	80% Negotiated	Actuals 1st QTR	Actuals 2nd QTR	Actuals 3rd QTR	Actuals 4th QTR
			PY 2012	PY 2012	PY2012	PY2012
Entered Employment Rate	51	40.8	50	50	51	54
Employment Retention Rate	77	61.6	76	77	77	77
Average Earnings	10,000	8,000	10,203	10,416	10,361	10,231

## Workforce Investment Act Quarterly Reports Overall State at a Glance

### Adult

WIA Common Measures	Negotiated	80%	1st Qtr	2nd Qtr	3rd Qtr	4th Qtr	Cumulative 4-qtr
Entered Employment Rate	59.0%	47.20%	58.5%	61.9%	64.1%	70.4%	64.2%
Employment Retention Rate	82.0%	65.60%	83.9%	84.3%	88.2%	82.8%	84.7%
Average Earnings	\$11,600.00	\$9,280.00	\$12,167.1	\$11,589	\$11,229.2	\$11,619.5	\$12,029.1

### Dislocated Worker

WIA Common Measures	Negotiated	80%	1st Qtr	2nd Qtr	3rd Qtr	4th Qtr	Cumulative 4-qtr
Entered Employment Rate	59.0%	47.20%	55.5%	61.8%	58.1%	63.0%	61.0%
Employment Retention Rate	82.0%	65.60%	84.7%	84.9%	88.0%	79.9%	84.7%
Average Earnings	\$13,000	\$10,400.00	\$13,285.0	\$12,696	\$12,562.1	\$13,589.0	\$13,495.4

### Youth

WIA Common Measures	Negotiated	80%	1st Qtr	2nd Qtr	3rd Qtr	4th Qtr	Cumulative 4-qtr
Employment/Education	70.0%	56.00%	71.0%	66.7%	71.9%	65.8%	72.2%
Degree/Certification	80.8%	64.64%	81.9%	86.6%	82.7%	81.0%	85.7%
Literacy/Numeracy	69.0%	55.20%	75.4%	75.3%	68.4%	59.1%	71.7%

## **WIA Common Measures Definitions**

### **Adult – Entered Employment Rate**

Of those who are not employed at the date of participation: # of adult participants who are employed in the first quarter after the exit quarter / # of adult participants who exit during the quarter

### **Adult – Entered Retention Rate**

Of those who are employed in the first quarter after the exit quarter: # of adult participants who are employed in both the second and third quarters after the exit quarter / # of adult participants who exit during the quarter

### **Adult – Average Earnings**

Of those adult participants who are employed in the first, second, and third quarters after the exit quarter: Total earnings in the second plus the total earnings in the third quarters after the exit quarter / # of adult participants who exit during the quarter

### **Dislocated Worker – Entered Employment Rate**

Of those who are not employed at the date of participation: # of dislocated worker participants who are employed in the first quarter after the exit quarter / # of dislocated worker participants who exit during the quarter

### **Dislocated Worker – Entered Retention Rate**

Of those who are employed in the first quarter after the exit quarter: # of dislocated worker participants who are employed in both the second and third quarters after the exit quarter / # of dislocated worker participants who exit during the quarter

### **Dislocated Worker – Average Earnings**

Of those dislocated worker participants who are employed in the first, second, and third quarters after the exit quarter: Total earnings in the second plus the total earnings in the third quarters after the exit quarter / # of dislocated worker participants who exit during the quarter

### **Youth Placed in Employment or Education**

Of those who are not in post-secondary education or employment (including the military) at the date of participation: # of youth participants who are in employment (including the military) or enrolled in post-secondary education and/or advanced training/occupational skills training in the first quarter after the exit quarter / # of youth participants who exit during the quarter

### **Youth Who Attained a Degree or Certificate**

Of those enrolled in education (at the date of participation or at any point during the program): # of youth participants who attain a diploma, GED, or certificate by the end of the third quarter after the exit quarter / # of youth participants who exit during the quarter

### **Youth with Literacy and Numeracy Gains**

Of those out-of-school youth who are basic skills deficient: # of youth participants who increase one or more educational functioning levels / # of youth participants who have completed a year in the program (i.e., one year from the date of first youth program service) plus the # of youth participants who exit before completing a year in the youth program

# Unemployment Insurance

## Unemployment Insurance Core Measures

UI Core Measures	DOL Acceptable Level of Performance (greater than)	DOL AcceptLP (less than)	MDES Performance Qtr ending 9/2012	MDES Performance Qtr ending 12/2012	MDES Performance Qtr ending 3/2013	MDES Performance Qtr ending 6/2013
First Payment Promptness	87%		70.2%	75%	78.3%	86.8%
Nonmonetary Determination Time Lapse	80%		54.7%	55.4%	53.9%	89.4%
Nonmonetary Determination Quality Nonseparations	75%		90%	75.9%	60.7%	93.3%
Nonmonetary Determination Quality Separations	75%		86.4%	90%	76.7%	75.9%
New Employer Status Determinations Time Lapse	70%		87.1%	99.6%	98.3%	87.6%
Lower Authority Appeals Quality %	80%		95%	100%	95%	95%
Average Age of Pending Lower Authority Appeals		30 days	13.2	17.1	12.9	21.8
Average Age of Pending Higher Authority Appeals		40 days	19.5	13.8	22	16.9

## Fraud Prevention

Methods of Detection	Number of Cases Detected	Overpayment \$ detected
Wage Crossmatch	8,181	\$5,900,365.00
Interstate Benefits Crossmatch	400	\$289,588.00
National & State Directory of New Hire	5,394	\$1,820,849.00
<b>Total</b>	<b>13,975</b>	<b>\$8,010,802.00</b>

## Unemployment Insurance Activities

Employers paying UI Tax	53,033
UI Tax Collected	\$241,513,316.00
Trust Fund Balance	\$503,169,259.00
Transfer to WET Fund	\$19,396,699.02
Regular Claims	150,521
Regular Benefits Paid	\$182,603,377.00
Emergency Unemployment Compensation (EUC)	\$161,772,184.00
Federal Additional Compensation (FAC)	\$2,345.00

**UI Performs Core Measures**

Benefits Measures	Acceptable Levels of Performance
First Payment Promptness: % of all 1st payments made within 14/21 days after the week ending date of the first compensable week in the benefit year (excludes Workshare, episodic claims such as DUA, and retroactive payments for a compensable waiting period).	>87%
Nonmonetary Determination Time Lapse: % of Nonmonetary Determinations (Separations and Nonseparations) made within 21 days of the date of detection of any nonmonetary issue that had the potential to affect the claimant's benefit rights.	>80%
Nonmonetary Determination Quality- Nonseparations: % of Nonseparation Determinations with Quality Scores equal to or greater than 95 points, based on the evaluation results of quarterly samples selected from the universe of nonseparation determinations.	>75%
Nonmonetary Determination Quality- Separations: % of Separation Determinations with Quality Scores equal to or greater than 95 points, based on the evaluation results of quarterly samples selected from the universe of separation determinations.	>75%
Overpayment Measure	Acceptable Levels of Performance
Detection of Overpayments: % of detectable, recoverable overpayments estimated by the Benefit Accuracy Measurement survey that were established for recovery.	≥50% and <95% of detectable/recoverable overpayments are established for recovery
Appeals Measures	Acceptable Levels of Performance
Average Age of Pending Lower Authority Appeals: The sum of the ages, in days from filing, of all pending Lower Authority Appeals divided by the number of Lower Authority Appeals.	<30 Days
Average Age of Pending Higher Authority Appeals: The sum of the ages, in days from filing, of all pending Higher Authority Appeals divided by the number of Higher Authority Appeals.	<40 Days
Lower Authority Appeals Quality: % of Lower Authority Appeals with Quality Scores equal to or greater than 85% of potential points, based on the evaluation results of quarterly samples selected from the universe of lower authority benefit appeal hearings.	>80%
Tax Measures	Acceptable Levels of Performance
New Employer Status Determinations Time Lapse: % of New Employer Status Determinations made within 90 days of the last day in the quarter in which the business became liable.	>70%
Tax Quality: Tax Performance System (TPS) assessment of the accuracy and completeness of the tax program determined by scoring, on a pass/fail basis, samples of the 13 tax functions.	No more than 3 tax functions failing TPS in any year
	No single tax function failing for 3 consecutive years
Reemployment Measure	Acceptable Levels of Performance
Facilitate Reemployment: % of UI claimants who are reemployed within the quarter following the quarter in which they received their first UI payment.	>61%*

\* Mississippi's Acceptable Level of Performance: >61% for Calendar Year 2011. Note: This is based on the percentage of UI claimants who received a first payment in a calendar quarter who are reemployed in the subsequent quarter.

## Secretary Standards in Regulation

Performance Criteria

First Payment Promptness: % of Intrastate UI 1st Payments (full weeks only) made within 14/21 days after the week ending date of the first compensable week in the benefit year.	>87%
First Payment Promptness: % of Intrastate UI 1st Payments (full weeks only) made within 35 days after the week ending date of the first compensable week in the benefit year.	>93%
First Payment Promptness: % of Interstate UI 1st Payments (full weeks only) made within 14/21 days after the week ending date of the first compensable week in the benefit year.	>70%
First Payment Promptness: % of Interstate UI 1st Payments (full weeks only) made within 35 days after the week ending date of the first compensable week in the benefit year.	>78%
Lower Authority Appeals: % of Lower Authority Appeals decided within 30 days of filing.	>60%
Lower Authority Appeals: % of Lower Authority Appeals decided within 45 days of filing.	>80%

## Work Opportunity Tax Credit

For July 1, 2012 Through June 30, 2013

Total Number of Applications Submitted:	42,845
Total Number of Certifications Issued:	24,523
Total Number of Denials Issued:	25,854
Total Number of Applications Pending As Of 6/30:	27,892
Total Number of Employers Submitting Applications, Receiving Certifications Or Receiving Denials	5,442
Total of Potential Tax Credits Generated	\$65,921,200.00



## Program Year 2013 Individual Training Accounts Summary

Provider Name	Course/Major Description	Total Participants Trained	Total Budgeted Amount	Total Amount Per Provider	Cost per Participants
Ace Training Center, Inc.	Truck Driving	104	\$367,600.00	\$367,600.00	\$3,534.62
Alcorn State University School of Nursing	Health Related Occupations	6	\$25,000.00	\$25,000.00	\$4,166.67
Bevill State Community College	Business Occupations	1	\$3,000.00	\$8,500.00	\$1,700.00
	Health Related Occupations	4	\$5,500.00		
Booneville Academy of Cosmetology	Cosmetology/Barbering	1	\$1,000.00	\$1,000.00	\$1,000.00
Central Louisiana Technical Community College - Ferriday Campu	Health Related Occupations	1	\$1,298.00	\$1,298.00	\$1,298.00
CNA Training Academy	Health Related Occupations	3	\$3,000.00	\$3,000.00	\$1,000.00
CNA Training Center, Inc.	Health Related Occupations	50	\$123,850.00	\$123,850.00	\$2,477.00
CNK Barber College	Cosmetology/Barbering	1	\$1,000.00	\$1,000.00	\$1,000.00
Coahoma Community College	Academic Classes	1	\$1,000.00	\$54,390.31	\$3,199.43
	Health Related Occupations	16	\$53,390.31		
Compusystems, Incorporated	Business Occupations	7	\$7,000.00	\$7,000.00	\$1,000.00
Copiah-Lincoln Community College	Business Occupations	1	\$2,055.55	\$122,171.36	\$1,696.82
	Health Related Occupations	57	\$89,175.96		
	Truck Driving	14	\$30,939.85		
Corinth Academy of Cosmetology	Cosmetology/Barbering	2	\$1,646.50	\$1,646.50	\$823.25
Council Development Corp. dba PEC/Premier	Service Occupations	7	\$16,500.00	\$16,500.00	\$2,357.14
Crescent City Ventures, Inc. dba Crescent Schools of Gaming & Bartending	Casino/Gaming	3	\$15,000.00	\$15,000.00	\$5,000.00
Day Spa's Inc., dba/Day Spa Career College	Cosmetology/Barbering	4	\$15,000.00	\$15,000.00	\$3,750.00

ACCOUNTABILITY Program Year 2013 Individual Training Accounts Summary (continued)

Provider Name	Course/Major Description	Total Participants Trained	Total Budgeted Amount	Total Amount Per Provider	Cost per Participants
Delta State University	Academic Classes	36	\$97,302.90	\$127,831.40	\$2,719.82
	Business Occupations	2	\$8,000.00		
	Computer Occupations	3	\$9,971.75		
	Health Related Occupations	6	\$12,556.75		
East Central Community College	Automotive Occupations	4	\$5,103.99	\$97,129.53	\$2,158.43
	Health Related Occupations	20	\$45,668.99		
	Miscellaneous Occupations	4	\$1,600.00		
	Production Machine Occ.	1	\$2,394.00		
	Service Occupations	2	\$5,362.55		
	Truck Driving	14	\$37,000.00		
East Mississippi Community College	Academic Classes	7	\$8,580.25	\$27,867.51	\$870.86
	Automotive Occupations	1	\$1,500.00		
	Building & Construction Trades	1	\$240.00		
	Business Occupations	1	\$1,415.00		
	Electrical Occupations	1	\$1,210.00		
	Health Related Occupations	9	\$5,716.51		
	Manufacturing	5	\$600.00		
	Production Machine Occ.	1	\$1,300.95		
	Truck Driving	5	\$6,309.95		
	Welding Occupations	1	\$994.85		
Healthcare Institute of Jackson	Health Related Occupations	8	\$18,500.00	\$18,500.00	\$2,312.50

ACCOUNTABILITY Program Year 2013 Individual Training Accounts Summary (continued)

Provider Name	Course/Major Description	Total Participants Trained	Total Budgeted Amount	Total Amount Per Provider	Cost per Participants
Hinds Community College	Academic Classes	1	\$1,264.00	\$113,543.39	\$2,102.66
	Business Occupations	2	\$5,778.65		
	Computer Occupations	3	\$6,056.00		
	Electrical Occupations	2	\$3,658.15		
	Health Related Occupations	43	\$88,368.91		
	Maintenance Occupations	2	\$5,661.03		
	Service Occupations	1	\$2,756.65		
Holmes Community College	Automotive Occupations	1	\$1,005.00	\$101,785.62	\$2,035.71
	Business Occupations	2	\$2,500.00		
	Electrical Occupations	7	\$8,200.00		
	Health Related Occupations	37	\$83,286.85		
	Welding Occupations	3	\$6,793.77		
Itawamba Community College	Academic Classes	1	\$1,000.00	\$142,527.04	\$796.24
	Automotive Occupations	2	\$2,350.00		
	Electrical Occupations	2	\$3,282.00		
	Health Related Occupations	151	\$104,311.04		
	Production Machine Occ.	2	\$2,000.00		
	Service Occupations	1	\$215.00		
	Truck Driving	19	\$29,000.00		
	Welding Occupations	1	\$369.00		

ACCOUNTABILITY Program Year 2013 Individual Training Accounts Summary (continued)

Provider Name	Course/Major Description	Total Participants Trained	Total Budgeted Amount	Total Amount Per Provider	Cost per Participants
Jones County Junior College	Building & Construction Trades	2	\$1,252.00	\$62,323.85	\$1,833.05
	Business Occupations	2	\$2,711.00		
	Computer Occupations	1	\$2,855.00		
	Health Related Occupations	25	\$49,965.85		
	Truck Driving	3	\$5,232.00		
	Welding Occupations	1	\$308.00		
Louisiana Technical College - Shelby M. Jackson Campus	Health Related Occupations	8	\$14,384.25	\$14,384.25	\$1,798.03
Meridian Community College	Building & Construction Trades	3	\$5,678.00	\$142,179.01	\$2,060.57
	Electrical Occupations	1	\$3,312.10		
	Health Related Occupations	56	\$116,609.81		
	Production Machine Occ.	1	\$1,050.90		
	Service Occupations	1	\$1,680.05		
	Truck Driving	6	\$13,678.15		
	Welding Occupations	1	\$170.00		
Micro Teachers Inc. DBA New Horizons Computer Learning Centers	Computer Occupations	4	\$21,000.00	\$21,000.00	\$5,250.00
Midwest Technical Institute dba Delta Technical College	Health Related Occupations	2	\$3,500.00	\$3,500.00	\$1,750.00
Mississippi College	Health Related Occupations	3	\$2,997.00	\$2,997.00	\$999.00
Mississippi Community College Foundation	Academic Classes	7	\$9,250.00	\$9,250.00	\$1,321.43
Mississippi Construction Education Foundation	Building & Construction Trades	4	\$3,880.00	\$3,880.00	\$970.00
Mississippi Delta Community College	Health Related Occupations	43	\$117,138.96	\$119,259.31	\$2,650.21
	Truck Driving	2	\$2,120.35		

ACCOUNTABILITY Program Year 2013 Individual Training Accounts Summary (continued)

Provider Name	Course/Major Description	Total Participants Trained	Total Budgeted Amount	Total Amount Per Provider	Cost per Participants
Mississippi Gulf Coast Community College	Academic Classes	3	\$7,219.75	\$238,150.80	\$1,738.33
	Building & Construction Trades	3	\$6,560.00		
	Business Occupations	13	\$32,754.41		
	Computer Occupations	1	\$2,875.65		
	Electrical Occupations	2	\$3,513.15		
	Health Related Occupations	86	\$111,390.44		
	Maintenance Occupations	6	\$13,343.25		
	Service Occupations	18	\$45,148.52		
	Welding Occupations	5	\$15,345.63		
Mississippi University for Women	Academic Classes	1	\$3,000.00	\$25,782.50	\$2,578.25
	Health Related Occupations	9	\$22,782.50		
Northeast Mississippi Community College	Academic Classes	4	\$2,606.00	\$113,742.17	\$1,063.01
	Business Occupations	4	\$4,637.29		
	Computer Occupations	1	\$3,000.00		
	Health Related Occupations	98	\$103,498.88		
Northwest Mississippi Community College	Academic Classes	1	\$975.00	\$89,924.04	\$1,362.49
	Electrical Occupations	1	\$1,950.00		
	Health Related Occupations	57	\$77,698.04		
	Production Machine Occ.	1	\$2,292.00		
	Truck Driving	6	\$7,009.00		

Program Year 2013 Individual Training Accounts Summary (continued)

Provider Name	Course/Major Description	Total Participants Trained	Total Budgeted Amount	Total Amount Per Provider	Cost per Participants
Pearl River Community College	Academic Classes	7	\$9,722.00	\$249,706.70	\$1,966.19
	Building & Construction Trades	2	\$950.00		
	Business Occupations	3	\$5,669.00		
	Cosmetology/Barbering	1	\$3,090.00		
	Electrical Occupations	4	\$6,299.00		
	Health Related Occupations	95	\$195,926.70		
	Maintenance Occupations	6	\$10,644.00		
	Service Occupations	1	\$3,000.00		
	Truck Driving	6	\$11,656.00		
	Welding Occupations	2	\$2,750.00		
Premier Driving Academy Inc.	Truck Driving	6	\$21,000.00	\$21,000.00	\$3,500.00
SouthEastern Career Training Centers, Inc.	Truck Driving	72	\$233,550.00	\$233,550.00	\$3,243.75
Southwest Mississippi Community College	Academic Classes	1	\$541.00	\$104,330.33	\$2,426.29
	Automotive Occupations	1	\$2,632.90		
	Business Occupations	2	\$4,702.25		
	Computer Occupations	1	\$3,391.00		
	Health Related Occupations	30	\$71,412.93		
	Truck Driving	7	\$20,259.50		
	Welding Occupations	1	\$1,390.75		
Stepping Stones Career and Community Center	Health Related Occupations	2	\$1,400.00	\$1,400.00	\$700.00

Provider Name	Course/Major Description	Total Participants Trained	Total Budgeted Amount	Total Amount Per Provider	Cost per Participants
Systems IT, Inc.	Computer Occupations	4	\$10,000.00	\$10,000.00	\$2,500.00
The Allied Health Institute	Health Related Occupations	5	\$22,500.00	\$22,500.00	\$4,500.00
Truck Driver Institute, Inc.	Truck Driving	11	\$28,900.00	\$28,900.00	\$2,627.27
University of Mississippi	Academic Classes	26	\$34,750.00	\$35,750.00	\$1,324.07
	Business Occupations	1	\$1,000.00		
University of Mississippi Medical Center-Student Affairs	Health Related Occupations	8	\$23,063.37	\$23,063.37	\$2,882.92
University of Southern Mississippi	Health Related Occupations	12	\$36,369.31	\$82,215.56	\$3,425.65
	Service Occupations	12	\$45,846.25		
Virginia College	Health Related Occupations	1	\$6,000.00	\$6,000.00	\$6,000.00
Waldrip Center for Therapeutic Massage, Inc.	Massage Therapy	1	\$1,000.00	\$1,000.00	\$1,000.00
<b>TOTAL</b>		<b>1525</b>	<b>\$3,057,929.55</b>	<b>\$3,057,929.55</b>	<b>\$2,005.20</b>

## Local Workforce Investment Areas PY2013 Individual Training Accounts

### All Local Workforce Investment Areas

Local Area	Provider Name	Course Major	# of Participants	Total Amount
Delta	Ace Training Center, Inc.	Truck Driving	8	\$24,000.00
Delta	Coahoma Community College	Academic Classes	1	\$1,000.00
Delta	Coahoma Community College	Health Related Occupations	16	\$53,390.31
Delta	Compusystems, Incorporated	Business Occupations	7	\$7,000.00
Delta	Delta State University	Academic Classes	34	\$95,602.90
Delta	Delta State University	Business Occupations	2	\$8,000.00
Delta	Delta State University	Computer Occupations	3	\$9,971.75
Delta	Delta State University	Health Related Occupations	5	\$11,356.75
Delta	Healthcare Institute of Jackson	Health Related Occupations	1	\$1,000.00
Delta	Hinds Community College	Health Related Occupations	3	\$6,586.68
Delta	Holmes Community College	Automotive Occupations	1	\$1,005.00
Delta	Holmes Community College	Electrical Occupations	4	\$4,000.00

All Local Workforce Investment Areas

Local Area	Provider Name	Course Major	# of Participants	Total Amount
Delta	Holmes Community College	Health Related Occupations	13	\$41,096.25
Delta	Holmes Community College	Welding Occupations	3	\$6,793.77
Delta	Mississippi Delta Community College	Health Related Occupations	43	\$117,138.96
Delta	Mississippi Delta Community College	Truck Driving	2	\$2,120.35
Delta	Mississippi University for Women	Health Related Occupations	1	\$6,000.00
Delta	Northwest Mississippi Community College	Health Related Occupations	11	\$23,084.60
Delta	Northwest Mississippi Community College	Production Machine Occ.	1	\$2,292.00
Delta	SouthEastern Career Training Centers, Inc.	Truck Driving	16	\$47,250.00
Delta	Truck Driver Institute, Inc.	Truck Driving	1	\$3,000.00
Delta	University of Mississippi	Academic Classes	2	\$6,000.00
Mississippi Partnership	Ace Training Center, Inc.	Truck Driving	1	\$2,500.00
Mississippi Partnership	Bevill State Community College	Business Occupations	1	\$3,000.00
Mississippi Partnership	Bevill State Community College	Health Related Occupations	4	\$5,500.00
Mississippi Partnership	Booneville Academy of Cosmetology	Cosmetology/Barbering	1	\$1,000.00
Mississippi Partnership	CNA Training Academy	Health Related Occupations	3	\$3,000.00
Mississippi Partnership	CNK Barber College	Cosmetology/Barbering	1	\$1,000.00
Mississippi Partnership	Corinth Academy of Cosmetology	Cosmetology/Barbering	2	\$1,646.50
Mississippi Partnership	Council Development Corp. dba PEC/Premier	Service Occupations	1	\$1,500.00
Mississippi Partnership	Delta State University	Academic Classes	2	\$1,700.00
Mississippi Partnership	Delta State University	Health Related Occupations	1	\$1,200.00
Mississippi Partnership	East Central Community College	Health Related Occupations	3	\$4,766.00
Mississippi Partnership	East Central Community College	Miscellaneous Occupations	4	\$1,600.00
Mississippi Partnership	East Central Community College	Service Occupations	1	\$1,963.00
Mississippi Partnership	East Central Community College	Truck Driving	4	\$9,000.00
Mississippi Partnership	East Mississippi Community College	Academic Classes	7	\$8,580.25
Mississippi Partnership	East Mississippi Community College	Automotive Occupations	1	\$1,500.00
Mississippi Partnership	East Mississippi Community College	Building & Construction Trades	1	\$240.00
Mississippi Partnership	East Mississippi Community College	Business Occupations	1	\$1,415.00
Mississippi Partnership	East Mississippi Community College	Electrical Occupations	1	\$1,210.00
Mississippi Partnership	East Mississippi Community College	Health Related Occupations	9	\$5,716.51
Mississippi Partnership	East Mississippi Community College	Manufacturing	5	\$600.00



All Local Workforce Investment Areas

Local Area	Provider Name	Course Major	# of Participants	Total Amount
Mississippi Partnership	East Mississippi Community College	Production Machine Occ.	1	\$1,300.95
Mississippi Partnership	East Mississippi Community College	Truck Driving	5	\$6,309.95
Mississippi Partnership	East Mississippi Community College	Welding Occupations	1	\$994.85
Mississippi Partnership	Holmes Community College	Business Occupations	1	\$1,000.00
Mississippi Partnership	Holmes Community College	Electrical Occupations	3	\$4,200.00
Mississippi Partnership	Holmes Community College	Health Related Occupations	15	\$23,358.50
Mississippi Partnership	Itawamba Community College	Academic Classes	1	\$1,000.00
Mississippi Partnership	Itawamba Community College	Automotive Occupations	2	\$2,350.00
Mississippi Partnership	Itawamba Community College	Electrical Occupations	2	\$3,282.00
Mississippi Partnership	Itawamba Community College	Health Related Occupations	151	\$104,311.04
Mississippi Partnership	Itawamba Community College	Production Machine Occ.	2	\$2,000.00
Mississippi Partnership	Itawamba Community College	Service Occupations	1	\$215.00
Mississippi Partnership	Itawamba Community College	Truck Driving	19	\$29,000.00
Mississippi Partnership	Itawamba Community College	Welding Occupations	1	\$369.00
Mississippi Partnership	Meridian Community College	Health Related Occupations	5	\$10,630.75
Mississippi Partnership	Midwest Technical Institute dba Delta Technical College	Health Related Occupations	2	\$3,500.00
Mississippi Partnership	Mississippi Community College Foundation	Academic Classes	5	\$5,250.00
Mississippi Partnership	Mississippi University for Women	Academic Classes	1	\$3,000.00
Mississippi Partnership	Mississippi University for Women	Health Related Occupations	8	\$16,782.50
Mississippi Partnership	Northeast Mississippi Community College	Academic Classes	4	\$2,606.00
Mississippi Partnership	Northeast Mississippi Community College	Business Occupations	4	\$4,637.29
Mississippi Partnership	Northeast Mississippi Community College	Computer Occupations	1	\$3,000.00
Mississippi Partnership	Northeast Mississippi Community College	Health Related Occupations	98	\$103,498.88
Mississippi Partnership	Northwest Mississippi Community College	Academic Classes	1	\$975.00
Mississippi Partnership	Northwest Mississippi Community College	Electrical Occupations	1	\$1,950.00
Mississippi Partnership	Northwest Mississippi Community College	Health Related Occupations	45	\$52,680.00
Mississippi Partnership	Northwest Mississippi Community College	Truck Driving	6	\$7,009.00
Mississippi Partnership	SouthEastern Career Training Centers, Inc.	Truck Driving	10	\$22,500.00
Mississippi Partnership	Stepping Stones Career and Community Center	Health Related Occupations	2	\$1,400.00
Mississippi Partnership	Truck Driver Institute, Inc.	Truck Driving	5	\$10,500.00
Mississippi Partnership	University of Mississippi	Academic Classes	12	\$12,115.00
Mississippi Partnership	University of Mississippi	Business Occupations	1	\$1,000.00

All Local Workforce Investment Areas

Local Area	Provider Name	Course Major	# of Participants	Total Amount
Mississippi Partnership	University of Mississippi Medical Center-Student Affairs	Health Related Occupations	1	\$3,000.00
Mississippi Partnership	Waldrip Center for Therapeutic Massage, Inc.	Massage Therapy	1	\$1,000.00
Southcentral Miss. Works	Ace Training Center, Inc.	Truck Driving	86	\$309,600.00
Southcentral Miss. Works	Alcorn State University School of Nursing	Health Related Occupations	6	\$25,000.00
Southcentral Miss. Works	Central Louisiana Technical Community College - Ferriday Campu	Health Related Occupations	1	\$1,298.00
Southcentral Miss. Works	CNA Training Center, Inc.	Health Related Occupations	50	\$123,850.00
Southcentral Miss. Works	Copiah-Lincoln Community College	Business Occupations	1	\$2,055.55
Southcentral Miss. Works	Copiah-Lincoln Community College	Health Related Occupations	57	\$89,175.96
Southcentral Miss. Works	Copiah-Lincoln Community College	Truck Driving	14	\$30,939.85
Southcentral Miss. Works	Council Development Corp. dba PEC/Premier	Service Occupations	6	\$15,000.00
Southcentral Miss. Works	East Central Community College	Health Related Occupations	1	\$1,500.00
Southcentral Miss. Works	Healthcare Institute of Jackson	Health Related Occupations	7	\$17,500.00
Southcentral Miss. Works	Hinds Community College	Academic Classes	1	\$1,264.00
Southcentral Miss. Works	Hinds Community College	Business Occupations	2	\$5,778.65
Southcentral Miss. Works	Hinds Community College	Computer Occupations	3	\$6,056.00
Southcentral Miss. Works	Hinds Community College	Electrical Occupations	2	\$3,658.15
Southcentral Miss. Works	Hinds Community College	Health Related Occupations	39	\$78,843.08
Southcentral Miss. Works	Hinds Community College	Maintenance Occupations	2	\$5,661.03
Southcentral Miss. Works	Hinds Community College	Service Occupations	1	\$2,756.65
Southcentral Miss. Works	Holmes Community College	Business Occupations	1	\$1,500.00
Southcentral Miss. Works	Holmes Community College	Health Related Occupations	8	\$17,848.60
Southcentral Miss. Works	Louisiana Technical College - Shelby M. Jackson Campus	Health Related Occupations	8	\$14,384.25
Southcentral Miss. Works	Meridian Community College	Health Related Occupations	1	\$1,597.45
Southcentral Miss. Works	Mississippi College	Health Related Occupations	3	\$2,997.00
Southcentral Miss. Works	Mississippi Community College Foundation	Academic Classes	2	\$4,000.00
Southcentral Miss. Works	Pearl River Community College	Health Related Occupations	3	\$6,919.00
Southcentral Miss. Works	Pearl River Community College	Maintenance Occupations	1	\$1,328.00
Southcentral Miss. Works	SouthEastern Career Training Centers, Inc.	Truck Driving	28	\$100,800.00
Southcentral Miss. Works	Southwest Mississippi Community College	Automotive Occupations	1	\$2,632.90
Southcentral Miss. Works	Southwest Mississippi Community College	Business Occupations	2	\$4,702.25
Southcentral Miss. Works	Southwest Mississippi Community College	Computer Occupations	1	\$3,391.00

All Local Workforce Investment Areas

Local Area	Provider Name	Course Major	# of Participants	Total Amount
Southcentral Miss. Works	Southwest Mississippi Community College	Health Related Occupations	30	\$71,412.93
Southcentral Miss. Works	Southwest Mississippi Community College	Truck Driving	7	\$20,259.50
Southcentral Miss. Works	Southwest Mississippi Community College	Welding Occupations	1	\$1,390.75
Southcentral Miss. Works	Systems IT, Inc.	Computer Occupations	4	\$10,000.00
Southcentral Miss. Works	The Allied Health Institute	Health Related Occupations	5	\$22,500.00
Southcentral Miss. Works	University of Mississippi	Academic Classes	11	\$15,720.00
Southcentral Miss. Works	University of Mississippi Medical Center-Student Affairs	Health Related Occupations	7	\$20,063.37
Southcentral Miss. Works	University of Southern Mississippi	Service Occupations	3	\$5,796.25
Twin Districts	Ace Training Center, Inc.	Truck Driving	9	\$31,500.00
Twin Districts	Crescent City Ventures, Inc. dba Crescent Schools of Gaming & Bartending	Casino/Gaming	3	\$15,000.00
Twin Districts	Day Spa's Inc., dba/Day Spa Career College	Cosmetology/Barbering	4	\$15,000.00
Twin Districts	East Central Community College	Automotive Occupations	4	\$5,103.99
Twin Districts	East Central Community College	Health Related Occupations	16	\$39,402.99
Twin Districts	East Central Community College	Production Machine Occ.	1	\$2,394.00
Twin Districts	East Central Community College	Service Occupations	1	\$3,399.55
Twin Districts	East Central Community College	Truck Driving	10	\$28,000.00
Twin Districts	Hinds Community College	Health Related Occupations	1	\$2,939.15
Twin Districts	Holmes Community College	Health Related Occupations	1	\$983.50
Twin Districts	Jones County Junior College	Building & Construction Trades	2	\$1,252.00
Twin Districts	Jones County Junior College	Business Occupations	2	\$2,711.00
Twin Districts	Jones County Junior College	Computer Occupations	1	\$2,855.00
Twin Districts	Jones County Junior College	Health Related Occupations	25	\$49,965.85
Twin Districts	Jones County Junior College	Truck Driving	3	\$5,232.00
Twin Districts	Jones County Junior College	Welding Occupations	1	\$308.00
Twin Districts	Meridian Community College	Building & Construction Trades	3	\$5,678.00
Twin Districts	Meridian Community College	Electrical Occupations	1	\$3,312.10
Twin Districts	Meridian Community College	Health Related Occupations	50	\$104,381.61
Twin Districts	Meridian Community College	Production Machine Occ.	1	\$1,050.90
Twin Districts	Meridian Community College	Service Occupations	1	\$1,680.05
Twin Districts	Meridian Community College	Truck Driving	6	\$13,678.15
Twin Districts	Meridian Community College	Welding Occupations	1	\$170.00

All Local Workforce Investment Areas

Local Area	Provider Name	Course Major	# of Participants	Total Amount
Twin Districts	Micro Teachers Inc. DBA New Horizons Computer Learning Centers	Computer Occupations	4	\$21,000.00
Twin Districts	Mississippi Construction Education Foundation	Building & Construction Trades	4	\$3,880.00
Twin Districts	Mississippi Gulf Coast Community College	Academic Classes	3	\$7,219.75
Twin Districts	Mississippi Gulf Coast Community College	Building & Construction Trades	3	\$6,560.00
Twin Districts	Mississippi Gulf Coast Community College	Business Occupations	13	\$32,754.41
Twin Districts	Mississippi Gulf Coast Community College	Computer Occupations	1	\$2,875.65
Twin Districts	Mississippi Gulf Coast Community College	Electrical Occupations	2	\$3,513.15
Twin Districts	Mississippi Gulf Coast Community College	Health Related Occupations	86	\$111,390.44
Twin Districts	Mississippi Gulf Coast Community College	Maintenance Occupations	6	\$13,343.25
Twin Districts	Mississippi Gulf Coast Community College	Service Occupations	18	\$45,148.52
Twin Districts	Mississippi Gulf Coast Community College	Welding Occupations	5	\$15,345.63
Twin Districts	Northwest Mississippi Community College	Health Related Occupations	1	\$1,933.44
Twin Districts	Pearl River Community College	Academic Classes	7	\$9,722.00
Twin Districts	Pearl River Community College	Building & Construction Trades	2	\$950.00
Twin Districts	Pearl River Community College	Business Occupations	3	\$5,669.00
Twin Districts	Pearl River Community College	Cosmetology/Barbering	1	\$3,090.00
Twin Districts	Pearl River Community College	Electrical Occupations	4	\$6,299.00
Twin Districts	Pearl River Community College	Health Related Occupations	92	\$189,007.70
Twin Districts	Pearl River Community College	Maintenance Occupations	5	\$9,316.00
Twin Districts	Pearl River Community College	Service Occupations	1	\$3,000.00
Twin Districts	Pearl River Community College	Truck Driving	6	\$11,656.00
Twin Districts	Pearl River Community College	Welding Occupations	2	\$2,750.00
Twin Districts	Premier Driving Academy Inc.	Truck Driving	6	\$21,000.00
Twin Districts	SouthEastern Career Training Centers, Inc.	Truck Driving	18	\$63,000.00
Twin Districts	Southwest Mississippi Community College	Academic Classes	1	\$541.00
Twin Districts	Truck Driver Institute, Inc.	Truck Driving	5	\$15,400.00
Twin Districts	University of Mississippi	Academic Classes	1	\$915.00
Twin Districts	University of Southern Mississippi	Health Related Occupations	12	\$36,369.31
Twin Districts	University of Southern Mississippi	Service Occupations	9	\$40,050.00
Twin Districts	Virginia College	Health Related Occupations	1	\$6,000.00
<b>TOTAL</b>			<b>1525</b>	<b>\$3,057,929.55</b>

**Delta Individual Training Accounts**

Provider Name	Course/Major	Total Participants Trained	Total Budgeted Amount	Total Amount Per Provider	Cost per Participants
Ace Training Center, Inc.	Truck Driving	8	\$24,000.00	\$24,000.00	\$3,000.00
Coahoma Community College	Academic Classes	1	\$1,000.00	\$54,390.31	\$3,199.43
	Health Related Occupations	16	\$53,390.31		
Compusystems, Incorporated	Business Occupations	7	\$7,000.00	\$7,000.00	\$1,000.00
Delta State University	Academic Classes	34	\$95,602.90	\$124,931.40	\$2,839.35
	Business Occupations	2	\$8,000.00		
	Computer Occupations	3	\$9,971.75		
	Health Related Occupations	5	\$11,356.75		
Healthcare Institute of Jackson	Health Related Occupations	1	\$1,000.00	\$1,000.00	\$1,000.00
Hinds Community College	Health Related Occupations	3	\$6,586.68	\$6,586.68	\$2,195.56
Holmes Community College	Automotive Occupations	1	\$1,005.00	\$52,895.02	\$2,518.81
	Electrical Occupations	4	\$4,000.00		
	Health Related Occupations	13	\$41,096.25		
	Welding Occupations	3	\$6,793.77		
Mississippi Delta Community College	Health Related Occupations	43	\$117,138.96	\$119,259.31	\$2,650.21
	Truck Driving	2	\$2,120.35		
Mississippi University for Women	Health Related Occupations	1	\$6,000.00	\$6,000.00	\$6,000.00
Northwest Mississippi Community College	Health Related Occupations	11	\$23,084.60	\$25,376.60	\$2,114.72
	Production Machine Occupations	1	\$2,292.00		
SouthEastern Career Training Centers, Inc.	Truck Driving	16	\$47,250.00	\$47,250.00	\$2,953.13
Truck Driver Institute, Inc.	Truck Driving	1	\$3,000.00	\$3,000.00	\$3,000.00
University of Mississippi	Academic Classes	2	\$6,000.00	\$6,000.00	\$3,000.00
<b>TOTAL</b>		<b>178</b>	<b>\$477,689.32</b>	<b>\$477,689.32</b>	<b>\$2,683.65</b>

**Mississippi Partnership Individual Training Accounts**

Provider Name	Course/Major Description	Total Participants Trained	Total Budgeted Amount	Total Amount Per Provider	Cost per Participants
Ace Training Center, Inc.	Truck Driving	1	\$2,500.00	\$2,500.00	\$2,500.00
Bevill State Community College	Business Occupations	1	\$3,000.00	\$8,500.00	\$1,700.00
	Health Related Occupations	4	\$5,500.00		
Booneville Academy of Cosmetology	Cosmetology/Barbering	1	\$1,000.00	\$1,000.00	\$1,000.00
CNA Training Academy	Health Related Occupations	3	\$3,000.00	\$3,000.00	\$1,000.00
CNK Barber College	Cosmetology/Barbering	1	\$1,000.00	\$1,000.00	\$1,000.00
Corinth Academy of Cosmetology	Cosmetology/Barbering	2	\$1,646.50	\$1,646.50	\$823.25
Council Development Corp. dba PEC/Premier	Service Occupations	1	\$1,500.00	\$1,500.00	\$1,500.00
Delta State University	Academic Classes	2	\$1,700.00	\$2,900.00	\$966.67
	Health Related Occupations	1	\$1,200.00		
East Central Community College	Health Related Occupations	3	\$4,766.00	\$17,329.00	\$1,444.08
	Miscellaneous Occupations	4	\$1,600.00		
	Service Occupations	1	\$1,963.00		
	Truck Driving	4	\$9,000.00		
East Mississippi Community College	Academic Classes	7	\$8,580.25	\$27,867.51	\$870.86
	Automotive Occupations	1	\$1,500.00		
	Building & Construction Trades	1	\$240.00		
	Business Occupations	1	\$1,415.00		
	Electrical Occupations	1	\$1,210.00		
	Health Related Occupations	9	\$5,716.51		
	Manufacturing	5	\$600.00		
	Production Machine Occ.	1	\$1,300.95		
	Truck Driving	5	\$6,309.95		
	Welding Occupations	1	\$994.85		

**Mississippi Partnership Individual Training Accounts**

Provider Name	Course/Major Description	Total Participants Trained	Total Budgeted Amount	Total Amount Per Provider	Cost per Participants
Holmes Community College	Business Occupations	1	\$1,000.00	\$28,558.50	\$1,503.08
	Electrical Occupations	3	\$4,200.00		
	Health Related Occupations	15	\$23,358.50		
Itawamba Community College	Academic Classes	1	\$1,000.00	\$142,527.04	\$796.24
	Automotive Occupations	2	\$2,350.00		
	Electrical Occupations	2	\$3,282.00		
	Health Related Occupations	151	\$104,311.04		
	Production Machine Occ.	2	\$2,000.00		
	Service Occupations	1	\$215.00		
	Truck Driving	19	\$29,000.00		
	Welding Occupations	1	\$369.00		
Meridian Community College	Health Related Occupations	5	\$10,630.75	\$10,630.75	\$2,126.15
Midwest Technical Institute dba Delta Technical College	Health Related Occupations	2	\$3,500.00	\$3,500.00	\$1,750.00
Mississippi Community College Foundation	Academic Classes	5	\$5,250.00	\$5,250.00	\$1,050.00
Mississippi University for Women	Academic Classes	1	\$3,000.00	\$19,782.50	\$2,198.06
	Health Related Occupations	8	\$16,782.50		
Northeast Mississippi Community College	Academic Classes	4	\$2,606.00	\$113,742.17	\$1,063.01
	Business Occupations	4	\$4,637.29		
	Computer Occupations	1	\$3,000.00		
	Health Related Occupations	98	\$103,498.88		
Northwest Mississippi Community College	Academic Classes	1	\$975.00	\$62,614.00	\$1,181.40
	Electrical Occupations	1	\$1,950.00		
	Health Related Occupations	45	\$52,680.00		
	Truck Driving	6	\$7,009.00		
SouthEastern Career Training Centers, Inc.	Truck Driving	10	\$22,500.00	\$22,500.00	\$2,250.00

**Mississippi Partnership Individual Training Accounts**

Provider Name	Course/Major Description	Total Participants Trained	Total Budgeted Amount	Total Amount Per Provider	Cost per Participants
Stepping Stones Career and Community Center	Health Related Occupations	2	\$1,400.00	\$1,400.00	\$700.00
Truck Driver Institute, Inc.	Truck Driving	5	\$10,500.00	\$10,500.00	\$2,100.00
University of Mississippi	Academic Classes	12	\$12,115.00	\$13,115.00	\$1,008.85
	Business Occupations	1	\$1,000.00		
University of Mississippi Medical Center-Student Affairs	Health Related Occupations	1	\$3,000.00	\$3,000.00	\$3,000.00
Waldrip Center for Therapeutic Massage, Inc.	Massage Therapy	1	\$1,000.00	\$1,000.00	\$1,000.00
<b>TOTAL</b>		<b>472</b>	<b>\$505,362.97</b>	<b>\$505,362.97</b>	<b>\$1,070.68</b>

**Southcentral Individual Training Accounts**

Provider Name	Course/Major Description	Total Participants Trained	Total Budgeted Amount	Total Amount Per Provider	Cost per Participants
Ace Training Center, Inc.	Truck Driving	104	\$367,600.00	\$367,600.00	\$3,534.62
Alcorn State University School of Nursing	Health Related Occupations	6	\$25,000.00	\$25,000.00	\$4,166.67
Bevill State Community College	Business Occupations	1	\$3,000.00	\$8,500.00	\$1,700.00
	Health Related Occupations	4	\$5,500.00		
Booneville Academy of Cosmetology	Cosmetology/Barbering	1	\$1,000.00	\$1,000.00	\$1,000.00
Central Louisiana Technical Community College - Ferriday Campu	Health Related Occupations	1	\$1,298.00	\$1,298.00	\$1,298.00
CNA Training Academy	Health Related Occupations	3	\$3,000.00	\$3,000.00	\$1,000.00
CNA Training Center, Inc.	Health Related Occupations	50	\$123,850.00	\$123,850.00	\$2,477.00
CNK Barber College	Cosmetology/Barbering	1	\$1,000.00	\$1,000.00	\$1,000.00
Coahoma Community College	Academic Classes	1	\$1,000.00	\$54,390.31	\$3,199.43
	Health Related Occupations	16	\$53,390.31		
Compusystems, Incorporated	Business Occupations	7	\$7,000.00	\$7,000.00	\$1,000.00



**Southcentral Individual Training Accounts**

Provider Name	Course/Major Description	Total Participants Trained	Total Budgeted Amount	Total Amount Per Provider	Cost per Participants
Copiah-Lincoln Community College	Business Occupations	1	\$2,055.55	\$122,171.36	\$1,696.82
	Health Related Occupations	57	\$89,175.96		
	Truck Driving	14	\$30,939.85		
Corinth Academy of Cosmetology	Cosmetology/Barbering	2	\$1,646.50	\$1,646.50	\$823.25
Council Development Corp. dba PEC/Premier	Service Occupations	7	\$16,500.00	\$16,500.00	\$2,357.14
Crescent City Ventures, Inc. dba Crescent Schools of Gaming & Bartending	Casino/Gaming	3	\$15,000.00	\$15,000.00	\$5,000.00
Day Spa's Inc., dba/Day Spa Career College	Cosmetology/Barbering	4	\$15,000.00	\$15,000.00	\$3,750.00
Delta State University	Academic Classes	36	\$97,302.90	\$127,831.40	\$2,719.82
	Business Occupations	2	\$8,000.00		
	Computer Occupations	3	\$9,971.75		
	Health Related Occupations	6	\$12,556.75		
East Central Community College	Automotive Occupations	4	\$5,103.99	\$97,129.53	\$2,158.43
	Health Related Occupations	20	\$45,668.99		
	Miscellaneous Occupations	4	\$1,600.00		
	Production Machine Occ.	1	\$2,394.00		
	Service Occupations	2	\$5,362.55		
	Truck Driving	14	\$37,000.00		

Southcentral Individual Training Accounts

Provider Name	Course/Major Description	Total Participants Trained	Total Budgeted Amount	Total Amount Per Provider	Cost per Participants
East Mississippi Community College	Academic Classes	7	\$8,580.25	\$27,867.51	\$870.86
	Automotive Occupations	1	\$1,500.00		
	Building & Construction Trades	1	\$240.00		
	Business Occupations	1	\$1,415.00		
	Electrical Occupations	1	\$1,210.00		
	Health Related Occupations	9	\$5,716.51		
	Manufacturing	5	\$600.00		
	Production Machine Occ.	1	\$1,300.95		
	Truck Driving	5	\$6,309.95		
	Welding Occupations	1	\$994.85		
Healthcare Institute of Jackson	Health Related Occupations	8	\$18,500.00	\$18,500.00	\$2,312.50
Hinds Community College	Academic Classes	1	\$1,264.00	\$113,543.39	\$2,102.66
	Business Occupations	2	\$5,778.65		
	Computer Occupations	3	\$6,056.00		
	Electrical Occupations	2	\$3,658.15		
	Health Related Occupations	43	\$88,368.91		
	Maintenance Occupations	2	\$5,661.03		
	Service Occupations	1	\$2,756.65		
Holmes Community College	Automotive Occupations	1	\$1,005.00	\$101,785.62	\$2,035.71
	Business Occupations	2	\$2,500.00		
	Electrical Occupations	7	\$8,200.00		
	Health Related Occupations	37	\$83,286.85		
	Welding Occupations	3	\$6,793.77		

Southcentral Individual Training Accounts

Provider Name	Course/Major Description	Total Participants Trained	Total Budgeted Amount	Total Amount Per Provider	Cost per Participants
Itawamba Community College	Academic Classes	1	\$1,000.00	\$142,527.04	\$796.24
	Automotive Occupations	2	\$2,350.00		
	Electrical Occupations	2	\$3,282.00		
	Health Related Occupations	151	\$104,311.04		
	Production Machine Occ.	2	\$2,000.00		
	Service Occupations	1	\$215.00		
	Truck Driving	19	\$29,000.00		
	Welding Occupations	1	\$369.00		
Jones County Junior College	Building & Construction Trades	2	\$1,252.00	\$62,323.85	\$1,833.05
	Business Occupations	2	\$2,711.00		
	Computer Occupations	1	\$2,855.00		
	Health Related Occupations	25	\$49,965.85		
	Truck Driving	3	\$5,232.00		
	Welding Occupations	1	\$308.00		
Louisiana Technical College - Shelby M. Jackson Campus	Health Related Occupations	8	\$14,384.25	\$14,384.25	\$1,798.03
Meridian Community College	Building & Construction Trades	3	\$5,678.00	\$142,179.01	\$2,060.57
	Electrical Occupations	1	\$3,312.10		
	Health Related Occupations	56	\$116,609.81		
	Production Machine Occ.	1	\$1,050.90		
	Service Occupations	1	\$1,680.05		
	Truck Driving	6	\$13,678.15		
	Welding Occupations	1	\$170.00		
Micro Teachers Inc. DBA New Horizons Computer Learning Centers	Computer Occupations	4	\$21,000.00	\$21,000.00	\$5,250.00

**Southcentral Individual Training Accounts**

Provider Name	Course/Major Description	Total Participants Trained	Total Budgeted Amount	Total Amount Per Provider	Cost per Participants
Midwest Technical Institute dba Delta Technical College	Health Related Occupations	2	\$3,500.00	\$3,500.00	\$1,750.00
Mississippi College	Health Related Occupations	3	\$2,997.00	\$2,997.00	\$999.00
Mississippi Community College Foundation	Academic Classes	7	\$9,250.00	\$9,250.00	\$1,321.43
Mississippi Construction Education Foundation	Building & Construction Trades	4	\$3,880.00	\$3,880.00	\$970.00
Mississippi Delta Community College	Health Related Occupations	43	\$117,138.96	\$119,259.31	\$2,650.21
	Truck Driving	2	\$2,120.35		
Mississippi Gulf Coast Community College	Academic Classes	3	\$7,219.75	\$238,150.80	\$1,738.33
	Building & Construction Trades	3	\$6,560.00		
	Business Occupations	13	\$32,754.41		
	Computer Occupations	1	\$2,875.65		
	Electrical Occupations	2	\$3,513.15		
	Health Related Occupations	86	\$111,390.44		
	Maintenance Occupations	6	\$13,343.25		
	Service Occupations	18	\$45,148.52		
	Welding Occupations	5	\$15,345.63		
Mississippi University for Women	Academic Classes	1	\$3,000.00	\$25,782.50	\$2,578.25
	Health Related Occupations	9	\$22,782.50		
Northeast Mississippi Community College	Academic Classes	4	\$2,606.00	\$113,742.17	\$1,063.01
	Business Occupations	4	\$4,637.29		
	Computer Occupations	1	\$3,000.00		
	Health Related Occupations	98	\$103,498.88		

**Southcentral Individual Training Accounts**

Provider Name	Course/Major Description	Total Participants Trained	Total Budgeted Amount	Total Amount Per Provider	Cost per Participants
Northwest Mississippi Community College	Academic Classes	1	\$975.00	\$89,924.04	\$1,362.49
	Electrical Occupations	1	\$1,950.00		
	Health Related Occupations	57	\$77,698.04		
	Production Machine Occ.	1	\$2,292.00		
	Truck Driving	6	\$7,009.00		
Pearl River Community College	Academic Classes	7	\$9,722.00	\$249,706.70	\$1,966.19
	Building & Construction Trades	2	\$950.00		
	Business Occupations	3	\$5,669.00		
	Cosmetology/Barbering	1	\$3,090.00		
	Electrical Occupations	4	\$6,299.00		
	Health Related Occupations	95	\$195,926.70		
	Maintenance Occupations	6	\$10,644.00		
	Service Occupations	1	\$3,000.00		
	Truck Driving	6	\$11,656.00		
	Welding Occupations	2	\$2,750.00		
Premier Driving Academy Inc.	Truck Driving	6	\$21,000.00	\$21,000.00	\$3,500.00
SouthEastern Career Training Centers, Inc.	Truck Driving	72	\$233,550.00	\$233,550.00	\$3,243.75
Southwest Mississippi Community College	Academic Classes	1	\$541.00	\$104,330.33	\$2,426.29
	Automotive Occupations	1	\$2,632.90		
	Business Occupations	2	\$4,702.25		
	Computer Occupations	1	\$3,391.00		
	Health Related Occupations	30	\$71,412.93		
	Truck Driving	7	\$20,259.50		
Welding Occupations	1	\$1,390.75			
Stepping Stones Career and Community Center	Health Related Occupations	2	\$1,400.00	\$1,400.00	\$700.00

**Southcentral Individual Training Accounts**

Provider Name	Course/Major Description	Total Participants Trained	Total Budgeted Amount	Total Amount Per Provider	Cost per Participants
Systems IT, Inc.	Computer Occupations	4	\$10,000.00	\$10,000.00	\$2,500.00
The Allied Health Institute	Health Related Occupations	5	\$22,500.00	\$22,500.00	\$4,500.00
Truck Driver Institute, Inc.	Truck Driving	11	\$28,900.00	\$28,900.00	\$2,627.27
University of Mississippi	Academic Classes	26	\$34,750.00	\$35,750.00	\$1,324.07
	Business Occupations	1	\$1,000.00		
University of Mississippi Medical Center-Student Affairs	Health Related Occupations	8	\$23,063.37	\$23,063.37	\$2,882.92
University of Southern Mississippi	Health Related Occupations	12	\$36,369.31	\$82,215.56	\$3,425.65
	Service Occupations	12	\$45,846.25		
Virginia College	Health Related Occupations	1	\$6,000.00	\$6,000.00	\$6,000.00
Waldrip Center for Therapeutic Massage, Inc.	Massage Therapy	1	\$1,000.00	\$1,000.00	\$1,000.00
<b>TOTAL</b>		<b>406</b>	<b>\$1,049,180.17</b>	<b>\$1,049,180.17</b>	<b>\$2,584.19</b>

**Twin Districts Individual Training Accounts**

Provider Name	Course/Major Description	Total Participants Trained	Total Budgeted Amount	Total Amount Per Provider	Cost per Participants
Ace Training Center, Inc.	Truck Driving	9	\$31,500.00	\$31,500.00	\$3,500.00
Crescent City Ventures, Inc. dba Crescent Schools of Gaming & Bartending	Casino/Gaming	3	\$15,000.00	\$15,000.00	\$5,000.00
Day Spa's Inc., dba/Day Spa Career College	Cosmetology/Barbering	4	\$15,000.00	\$15,000.00	\$3,750.00
East Central Community College	Automotive Occupations	4	\$5,103.99	\$78,300.53	\$2,446.89
	Health Related Occupations	16	\$39,402.99		
	Production Machine Occ.	1	\$2,394.00		
	Service Occupations	1	\$3,399.55		
	Truck Driving	10	\$28,000.00		
Hinds Community College	Health Related Occupations	1	\$2,939.15	\$2,939.15	\$2,939.15
Holmes Community College	Health Related Occupations	1	\$983.50	\$983.50	\$983.50

**Twin Districts Individual Training Accounts**

Provider Name	Course/Major Description	Total Participants Trained	Total Budgeted Amount	Total Amount Per Provider	Cost per Participants
Jones County Junior College	Building & Construction Trades	2	\$1,252.00	\$62,323.85	\$1,833.05
	Business Occupations	2	\$2,711.00		
	Computer Occupations	1	\$2,855.00		
	Health Related Occupations	25	\$49,965.85		
	Truck Driving	3	\$5,232.00		
	Welding Occupations	1	\$308.00		
Meridian Community College	Building & Construction Trades	3	\$5,678.00	\$129,950.81	\$2,062.71
	Electrical Occupations	1	\$3,312.10		
	Health Related Occupations	50	\$104,381.61		
	Production Machine Occ.	1	\$1,050.90		
	Service Occupations	1	\$1,680.05		
	Truck Driving	6	\$13,678.15		
	Welding Occupations	1	\$170.00		
Micro Teachers Inc. DBA New Horizons Computer Learning Centers	Computer Occupations	4	\$21,000.00	\$21,000.00	\$5,250.00
Mississippi Construction Education Foundation	Building & Construction Trades	4	\$3,880.00	\$3,880.00	\$970.00
Mississippi Gulf Coast Community College	Academic Classes	3	\$7,219.75	\$238,150.80	\$1,738.33
	Building & Construction Trades	3	\$6,560.00		
	Business Occupations	13	\$32,754.41		
	Computer Occupations	1	\$2,875.65		
	Electrical Occupations	2	\$3,513.15		
	Health Related Occupations	86	\$111,390.44		
	Maintenance Occupations	6	\$13,343.25		
	Service Occupations	18	\$45,148.52		
	Welding Occupations	5	\$15,345.63		

**Twin Districts Individual Training Accounts**

Provider Name	Course/Major Description	Total Participants Trained	Total Budgeted Amount	Total Amount Per Provider	Cost per Participants
Northwest Mississippi Community College	Health Related Occupations	1	\$1,933.44	\$1,933.44	\$1,933.44
Pearl River Community College	Academic Classes	7	\$9,722.00	\$241,459.70	\$1,963.09
	Building & Construction Trades	2	\$950.00		
	Business Occupations	3	\$5,669.00		
	Cosmetology/Barbering	1	\$3,090.00		
	Electrical Occupations	4	\$6,299.00		
	Health Related Occupations	92	\$189,007.70		
	Maintenance Occupations	5	\$9,316.00		
	Service Occupations	1	\$3,000.00		
	Truck Driving	6	\$11,656.00		
	Welding Occupations	2	\$2,750.00		
Premier Driving Academy Inc.	Truck Driving	6	\$21,000.00	\$21,000.00	\$3,500.00
SouthEastern Career Training Centers, Inc.	Truck Driving	18	\$63,000.00	\$63,000.00	\$3,500.00
Southwest Mississippi Community College	Academic Classes	1	\$541.00	\$541.00	\$541.00
Truck Driver Institute, Inc.	Truck Driving	5	\$15,400.00	\$15,400.00	\$3,080.00
University of Mississippi	Academic Classes	1	\$915.00	\$915.00	\$915.00
University of Southern Mississippi	Health Related Occupations	12	\$36,369.31	\$76,419.31	\$3,639.01
	Service Occupations	9	\$40,050.00		
Virginia College	Health Related Occupations	1	\$6,000.00	\$6,000.00	\$6,000.00
<b>TOTAL</b>		<b>469</b>	<b>\$1,025,697.09</b>	<b>\$1,025,697.09</b>	<b>\$2,186.99</b>



# Individual Training Account Counts, Types and Participants

ITA Counts by Fund Source

Fund Source Type	Funding Source Description	Number of Participants
A	Adult	1010
D	Dislocated Worker	451
I	In School Youth	5
N	National Emergency Grant	30
O	Out of School Youth	23
R	NEG - Tornado	1
T	Special Adult	5
<b>TOTAL</b>		<b>1525</b>

MDES Narrative Report by Fund Source Category		
A	Adult	1015
D	Dislocated Worker	451
Y	Youth	28
N	NEG	31
<b>TOTAL</b>		<b>1525</b>

Local Workforce Investment Area	Number of Students Trained	Total Amount Spent
1. Delta	178	\$477,689.32
2. MS Partnership	472	\$505,362.97
3. Southcentral	406	\$1,049,180.17
4. Twin Districts	469	\$1,025,697.09
<b>TOTAL</b>	<b>1525</b>	<b>\$3,057,929.55</b>

ITA Training Types and Participants

Occupation Training Types Summary	Total Number of Participants Who Received Training	Total Expenditure Amount
Academic Classes	96	\$177,210.90
Automotive Occupations	9	\$12,591.89
Building & Construction Trades	15	\$18,560.00
Business Occupations	41	\$81,223.15
Casino/Gaming	3	\$15,000.00
Computer Occupations	18	\$59,149.40
Cosmetology/Barbering	9	\$21,736.50
Electrical Occupations	20	\$31,424.40
Health Related Occupations	951	\$1,636,261.36
Maintenance Occupations	14	\$29,648.28
Manufacturing	5	\$600.00
Massage Therapy	1	\$1,000.00
Miscellaneous Occupations	4	\$1,600.00
Production Machine Occ.	6	\$9,037.85
Service Occupations	43	\$120,509.02
Truck Driving	275	\$814,254.80
Welding Occupations	15	\$28,122.00
<b>Total</b>	<b>1525</b>	<b>\$3,057,929.55</b>

## Individual Training Account Course Listings

### Academic Classes

- ALTERNATE ROUTE TO TEACHER'S LICENSE
- BACHELOR OF ARTS IN EDUCATION - ELEMENTARY ED
- BACHELOR OF BUSINESS ADMINISTRATION - GENERAL
- BACHELOR OF SCIENCE IN AUDIOLOGY & SPEECH PATHOLOGY
- BACHELOR OF SCIENCE IN BIOLOGY
- BACHELOR OF SCIENCE IN CRIMINAL JUSTICE
- BACHELOR OF SCIENCE IN EDUCATION - SECONDARY ED
- BACHELOR OF SCIENCE IN SOCIAL WORK
- BACHELOR OF SCIENCE INTERDISCIPLINARY STUDIES(K-8)
- BROADCASTING/TELECOMMUNICATION
- CIVIL ENGINEERING - ASSOCIATE
- CRIMINAL JUSTICE - ASSOCIATES DEGREE
- EMERGENCY MEDICAL TECH - BASIC
- INSTRUMENTATION TECHNOLOGY
- LIBERAL ARTS
- MASTER OF SCIENCE IN CRIMINAL JUSTICE

### Automotive Occupations

- AUTO MECHANIC - ASSOCIATE
- AUTO MECHANIC - CERTIFICATE
- AUTOMOTIVE SERVICES TECH. - ASSOCIATE
- INDUSTRIAL MAINTENANCE - ASSOCIATE DEGREE

### Building & Construction Trades

- CONSTRUCTION TRADES -SINGLE CRAFT OF MULTI-OPTIONS
- DRAFTING AND DESIGN - ASSOCIATE DEGREE
- ELECTRICAL NCCER APPRENTICESHIP LEVELS 1 - 4
- HEATING & AIR CONDITIONING - EVENING PROGRAM
- HEAVY EQUIPMENT & MAINTENANCE OPERATIONS COMBO
- PIPEFITTING
- PIPEFITTING NCCER APPRENTICESHIP LEVELS 1 - 2

### Business Occupations

- ACCOUNTING TECH
- ADMINISTRATIVE ASSISTANT

- BACHELOR OF BUSINESS ADMIN - ACCOUNTING
- BACHELOR OF BUSINESS ADMINISTRATION - MANAGEMENT
- BUSINESS MANAGEMENT TECH - ASSOCIATE
- LOGISTICS & MATERIALS MANAGEMENT
- MARKETING MANAGEMENT
- OFFICE SYSTEM TECH - ASSOCIATE
- OFFICE SYSTEM TECH - CERTIFICATE
- PARALEGAL
- PROCESS OPERATIONS - 2 YEAR

### Casino/Gaming

- GAMING ADVANCED / COMPREHENSIVE DEALING PROGRAM

### Computer Occupations

- A+ CERTIFICATION
- BACHELOR OF BUSINESS ADMINISTRATION - COMPUTER INFORMATION SYSTEMS
- CISCO CERTIFIED NETWORK ASSOCIATE (CCNA)
- COMPUTER INFORMATION SYSTEMS - ASSOCIATE DEGREE
- COMPUTER PROGRAMMING (ASSOCIATE DEGREE)
- COMPUTER SERVICING TECH - ASSOCIATE DEGREE
- MICROCOMPUTER TECH
- MICROSOFT-NETWORK SECURITY SPECIALIST

### Business Occupations

- BARBER
- COSMETOLOGY
- ESTHETICS

### Electrical Occupations

- ELECTRICAL LINEMAN
- ELECTRICAL TECH - ASSOCIATE
- ELECTRICAL TECH - CERTIFICATE
- ELECTRONICS TECHNOLOGY -ASSOCIATE DEGREE

### Health Related Occupations

- DENTAL ASSISTING TECHNOLOGY - CERTIFICATE
- DENTAL HYGIENE

- EMERGENCY MED TECHNOLOGY / PARAMEDIC
- GERONTOLOGY TECHNOLOGY
- HEALTH CARE ASSISTANT
- HEALTH INFORMATION TECH
- HUMAN SERVICE PROVIDER
- MEDICAL - CODING CERTIFICATION
- MEDICAL ASSISTANT - ASSOCIATE DEGREE
- MEDICAL ASSISTANT - CERTIFICATE
- MEDICAL CLERICAL/BILLING CLERK
- MEDICAL INSURANCE CLERK / CODING
- MEDICAL LAB
- MEDICAL OFFICE TECHNOLOGY - HEALTH CARE DATA
- NURSING - ACCELERATED BSN ENTRY LEVEL AS 2ND DEGRE
- NURSING - ACCELERATED TRACK LPN TO RN
- NURSING - ASSOCIATE DEGREE (RN)
- NURSING - BACHELOR OF SCIENCE (BSN)
- NURSING - CERTIFIED NURSING ASSISTANT (CNA)
- NURSING - LICENSED PRACTICAL NURSE (LPN)
- NURSING - MASTER OF SCIENCE (MSN)
- OCCUPATIONAL THERAPY
- PHARMACY TECH
- PHLEBOTOMY (CLINICAL )
- PHYSICAL THERAPIST ASSIST TECH
- RADIOGRAPHY TECH - ASSOCIATE DEGREE
- RESPIRATORY CARE
- SURGICAL TECH - 1 YEAR CERTIFICATE
- SURGICAL TECH - ASSOCIATE DEGREE

**Maintenance Occupations**

- BIOMEDICAL EQUIPMENT REPAIR TECH
- HEATING & AIR CONDITIONING - ASSOCIATE
- HEATING & AIR CONDITIONING - CERTIFICATE

**Manufacturing**

- MANUFACTURING - BASIC SKILLS

**Massage Therapy**

- MASSAGE THERAPIST

**Miscellaneous Occupations**

- HAZWOPER

**Production Machine Occupations**

- MACHINE SHOP- ASSOCIATE DEGREE
- MACHINE TOOL OPERATOR - 1 YR CERTIFICATE
- PRECISION MANUFACTURING & MACHINE TECHNOLOGY
- ROBOTICS - AUTOMATION AND CONTROL
- TOOL & DIE

**Service Occupations**

- BASIC LAW ENFORCEMENT TRAINING
- CHILD CARE WORKER/CHILD DEV TECH
- CULINARY ARTS - BASIC INTRODUCTION - CERTIFICATION
- CULINARY ARTS (CHEF & RELATED OCCUPATIONS) -ASSOCIATE DEGREE
- HOSPITALITY & TOURISM MGMT - ASSOCIATE -TRAVEL & TOURISM
- INDUSTRY TRAINING
- INTERPRETER TRAINING

**Truck Driving**

- TRUCK DRIVER
- TRUCK DRIVER - EVENING PROGRAM
- TRUCK DRIVER D.O.T. REFRESHER

**Welding Occupations**

- METAL FABRICATOR
- SHORT TERM WELDING TRAINING
- WELDER - ASSOCIATES DEGREE
- WELDING - SHORT TERM - CERTIFICATE
- WELDING & CUTTING
- WELDING, BRAZING, AND SOLDERING
- WELDING/PIPEFITTING

## Core and Intensive Service Client Participation

### National Emergency Grant

Service Center	Core	Intensive
Amory WIN Job Center	12	12
Arbor Education and Training	1	1
Batesville WIN Job Center	12	6
Biloxi WIN Job Center	656	495
Brookhaven WIN Job Center	29	10
Canton Call Center	1	0
Carthage WIN Job Center	4	0
Central MS PDD	1	2
Clarksdale WIN Job Center	11	12
Cleveland WIN Job Center	2	2
Columbia WIN Job Center	8	2
Corinth WIN Job Center	1	1
DeSoto County WIN Job Center	11	7
Educational and Training Institute	0	1
Forest WIN Job Center	10	6
Fulton WIN Job Center	4	0
Golden Triangle WIN Job Center	13	9
Greenville WIN Job Center	3	2
Greenwood WIN Job Center	5	4
Grenada WIN Job Center	2	0
Gulfport WIN Job Center	396	169
Hattiesburg	116	93
Hazlehurst	15	3
Houston WIN Job Center	1	0
Indianola WIN Job Center	1	0
Iuka WIN Job Center	1	0
Jackson WIN Job Center	24	20
Kemper County WIN Job Center	2	0

### National Emergency Grant

Service Center	Core	Intensive
Kosciusko WIN Job Center	5	2
Laurel WIN Job Center	28	5
Lexington WIN Job Center	3	0
Louisville WIN Job Center	7	6
Madison County WIN Job Center	12	2
McComb WIN Job Center	7	3
MDES State Office	110	113
Meridian WIN Job Center	13	4
Natchez WIN Job Center	59	53
New Albany WIN Job Center	2	0
Newton WIN Job Center	6	2
Oxford WIN Job Center	5	0
Pascagoula WIN Job Center	246	95
Pearl WIN Job Center	15	6
Philadelphia WIN Job Center	2	0
Picayune WIN Job Center	44	19
Pontotoc WIN Job Center	3	2
Senatobia WIN Job Center	1	5
Southern MS PDD	146	149
Three Rivers PDD	0	9
Tupelo WIN Job Center	13	7
Vicksburg WIN Job Center	24	11
Wilkinson County School Dist	1	1
<b>National Emergency Grant Total</b>	<b>1203</b>	<b>1175</b>

### MDES State Office

WIN Job Center	Core	Intensive
<b>MDES State Office</b>	<b>24</b>	<b>273</b>

Twin Districts Workforce Investment Area

Service Center	Core	Intensive
Arbor Education and Training	3	23
Biloxi WIN Job Center	437	112
CARES of Mississippi	1	69
Carthage WIN Job Center	457	88
Columbia School School District	0	0
Columbia WIN Job Center	483	180
Educational and Training Institute	5	203
Forest WIN Job Center	1210	378
Gulf Coast Community Action Agency	6	115
Gulfport WIN Job Center	1493	941
Hancock Co Bay St Louis Waveland	421	234
Hattiesburg WIN Job Center	1712	1052
Kemper County WIN Job Center	547	32
Laurel WIN Job Center	1405	740
Meridian WIN Job Center	1834	1087
Meridian Public School District	5	164
Newton WIN Job Center	654	198
Pascagoula WIN Job Center	1127	572
Philadelphia WIN Job Center	573	188
Picayune WIN Job Center	1094	560
SMPDDD	8	152
Southern MS PDD	765	808
<b>Twin Districts Workforce Investment Area Total</b>	<b>9861</b>	<b>6494</b>

Southcentral Mississippi Works

Service Center	Core	Intensive
Brookhaven WIN Job Center	490	435
Canton Call Center	80	0
Central MS PDD	279	38
Copiah-Lincoln Community College	1	0
DREAM Inc	0	60
Jackson WIN Job Center	375	290
Madison County WIN Job Center	382	175
McComb WIN Job Center	248	176
Mendenhall WIN Job Center	59	3
Natchez WIN Job Center	235	200
Natchez Adam School District	2	0
One Hundred Black Men of Jackson	0	99
Pearl WIN Job Center	336	198
Tylertown WIN Job Center	30	3
Vicksburg WIN Job Center	128	90
WWISCCA	11	3
<b>Southcentral Mississippi Works Total</b>	<b>2235</b>	<b>1664</b>

The Mississippi Partnership

Service Center	Core	Intensive
Amory WIN Job Center	262	100
Arbor Education and Training	1	6
Calhoun City	1	1
Central Mississippi Inc	0	2
Corinth WIN Job Center	700	402
DeSoto County WIN Job Center	284	194
East Mississippi Community College	30	79
Educational and Training Institute	50	154
Excel Inc	3	3
Fulton WIN Job Center	114	38
Golden Triangle Planning and Development District	51	90
Golden Triangle WIN Job Center	755	428
Grenada WIN Job Center	297	90
Houston WIN Job Center	273	72
Itawamba Community College	46	153
Iuka WIN Job Center	169	100
Jobs for Mississippi Graduates Partnership	0	6
Kosciusko WIN Job Center	247	81
Louisville WIN Job Center	274	69
New Albany WIN Job Center	139	36
North Central Planning and Development District	54	113
Northeast Mississippi Community College	91	125
Northeast Mississippi Community Services Inc	0	5
Northwest Mississippi Community College	70	117
Oxford WIN Job Center	429	186
Pontotoc WIN Job Center	424	166
Pontotoc County School District	0	1

The Mississippi Partnership

Service Center	Core	Intensive
R T P of Mississippi Inc	1	1
Senatobia WIN Job Center	220	76
Three Rivers PDD	747	66
Tupelo WIN Job Center	1078	492
United Way of Greater Monroe County	0	4
<b>The Mississippi Partnership Total</b>	<b>4220</b>	<b>3058</b>

Delta Workforce Investment Area

Service Center	Core	Intensive
Arbor Education and Training	0	1
Batesville WIN Job Center	350	170
Bolivar County CCA	63	85
Central Mississippi Inc	72	82
Clarksdale WIN Job Center	341	191
Cleveland WIN Job Center	241	196
Coahoma Community College	5	58
Greenville WIN Job Center	341	278
Greenwood WIN Job Center	377	260
Holmes Community College for Delta	2	41
Indianola WIN Job Center	271	191
Jobs for Mississippi Graduates Delta	5	5
Lexington WIN Job Center	81	31
MDES Youth ITA and Youth One Stop	0	2
Mid State Opportunity Inc	96	119
South Delta PDD	609	472
South Panola School District	0	11
Sunflower Humphreys County Progress	81	101
WWISCCA	82	122
<b>Delta Workforce Investment Area Total</b>	<b>1954</b>	<b>1707</b>



## MISSISSIPPI DEPARTMENT *of* EMPLOYMENT SECURITY

*Helping Mississippians Get Jobs*

888-844-3577 | [mdes.ms.gov](http://mdes.ms.gov)

An equal opportunity employer and program, MDES has auxiliary aids and services available upon request to those with disabilities.

Those needing TTY assistance may call 800-582-2233.

Funded by the U.S. Department of Labor through the Mississippi Department of Employment Security.